

Users restricted to  
18 years of age or older  
使用年齡對象18歲以上

# AIRSOFT GUN NO.003



**在操作之前必需读熟这些说明书**  
**Always read through this manual before operation.**



## 警告 WARNING



18岁以上年龄才能使用  
Only for 18 years  
of age or older

18岁以上年龄才能利用这支汽枪比赛使用  
Operation of this air gun for competition use is restricted to users of 18 years of age or older.



注意受损伤  
Injury caution

因为BB 子弹能达到50-60米范围, 不小心的射击将可能导致眼睛受损伤或其它伤害。  
Since plastic BB bullets reach 50 to 60 meters, careless shooting may cause eye damage or other injuries.



注意熟读警告指示手册  
Careful reading of  
Handling cautions  
and  
instruction manual

在操作之前要细心读熟警告手册和指示手册操作汽枪时必须认识好警告指示  
Always read through this HANDLING CAUTION AND INSTRUCTION MANUAL carefully before operation.  
Operate the air gun with full recognition of warnings and cautions.



# WARNING

警告

# HANDLING CAUTIONS AND INSTRUCTION MANUAL

操作汽槍之前請仔細閱讀操作手冊

This sport gun is developed for enjoying sport shooting through correct sport shooting operation. You can experience unique feel of the air gun, which is a most suitable sport goods to improve your shooting sense, if you recognize its features and operational warnings. As the air gun has the capacity to shoot BB bullets by 50to60 meters, careless shooting and wrong operation are dangerous, causing eye damage or other injury. Make sure to read through warnings stipulated below and observe rules and manners for pleasant sport shooting.

此款運動槍通過正確的運動射擊操作，為喜歡射擊運動的人而設計開發的。如果你清楚了解了該氣槍的特徵和操作注意事項，你就能體驗到獨一無二的感受。該氣槍是你提高射擊能力最合適的運動器材。由於該氣槍能夠將BB彈射到50至60米遠，因此不小心地射擊或錯誤操作是非常危險的，會引起眼睛受傷或其它傷害的危險。請確保從頭到尾讀一遍下文中規定的警告事項並遵守其規定，以便於你能玩得愉快。

Operation of this air gun for competition use is restricted to users of 18 years of ages or older. careless shooting and wrong operation may be dangerous and damage eyes or other part.

汽彈槍用於比賽用，僅限於18歲以上使用，錯誤使用可能導致眼部或其他身體部位受傷。

**WARNING** Always wear goggles  
警告 玩槍時，請始終戴着眼保護裝置。



When shooting the air gun for a target or game, you and all participants must wear goggles or other eye protective gear, also paying attention to ricochets. (Pay sufficient attention also to third personnel other than participants.)

當使用氣槍射擊目標或遊戲時，你和所有的參與者都必須戴著防護眼鏡或其它眼保護裝置，同時要注意子彈的彈跳方向。（而且要特別注意不能射向遊戲者以外的第三人。）

**WARNING** Never shoot at any human or animal.  
警告 禁止射擊人或動物



Never aim or shoot a person or animal as the target. Always attach the protective plug to the muzzle, except when you are ready to shoot a target.

不可把人或動物當作目標瞄準或射擊。除非你準備去射擊一個明確的目標。

**WARNING** You may be punished if you are shooting for a practical joke.  
警告 如果用汽彈槍開惡意玩笑，可能會受到懲罰。



You may be punished if you damage public or personal properties or injure a person or animal even if you are shooting for a practical joke. Always observe manners and enjoy healthy sport shooting.

如果你損害公共的或私人的財產，或者傷害人或動物，即使你是在進行射擊實踐遊戲，你也會受到懲罰。請始終遵守規定，享受有益健康的運動射擊。

**WARNING** Never look into the gun muzzle.  
警告 禁止直接目視槍口



Do not look directly into the muzzle to avoid accidental discharge of BB. 不要直接地看槍口，避免BB彈意外射擊。



**WARNING** Always direct the muzzle towards a safe direction.  
警告 請始終將槍口對準安全的方向。



Never direct the muzzle towards a person, animal or other dangerous directions, except when you are ready to shoot a target.

決不能將槍口對準人、動物或其它危險的方向。

**WARNING** Never shoot the air gun at places where people and cars pass cross.  
警告 決不能在有人或車子經過的地方射擊氣槍



Select a safe place for operating the air gun, avoiding places where people and cars pass cross.

選擇一個安全的地方射擊氣槍，避免在有人或車子經過

Always read through this manual before operation.

在操作之前必需讀熟這些說明書

Read through this manual before shooting paying special attention for safe operation.

在使用前，請詳細閱讀本說明書，以便安全的操作本產品。

● THOROUGHLY UNDERSTAND THE WARNINGS AND CAUTIONS FOR SAFE OPERATION.

詳細閱讀說明書中要注意的操作，才能安全的使用本產品。

WARNING  
▲ 警告

Always observe warnings and cautions strictly. Failing to do so may cause injury, accidents, or damage to the gun.

CAUTION  
▲ 注意

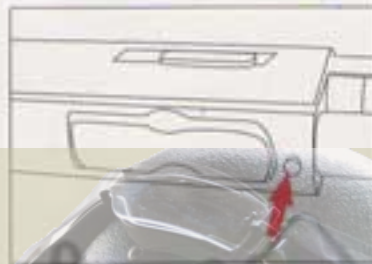
要嚴格遵守本產品中的警告及注意事項。否則將造成傷害或是槍支的損害。

Install the part as the figure shows

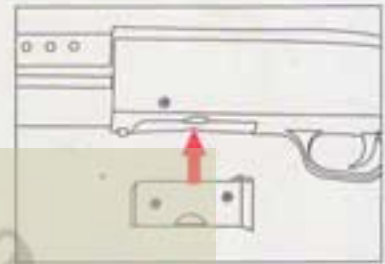
部件按图示安装



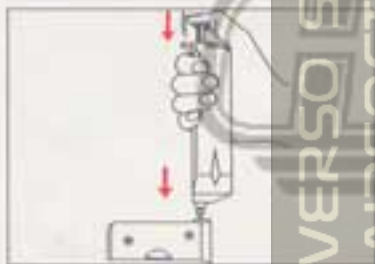
1. The bullet adjustable function. 設置子彈的功能。




2. Press the magazine catch to remove the magazine. 按壓彈倉按鈕，彈倉可退出。



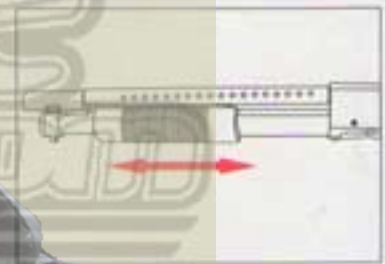
3. pack to go in play the camalig. 裝入彈倉。



4. Load Bullets 裝入BB彈



5. send up the bullet. Then can shoot. 上膛，然後能射擊。



6. Press down to button up the plank, then pull to move the valve door, pulling once each time to shoot a bullet. (connect the hair.) 按住扣板，拉動閥門，每拉一次就發射一顆子彈。(連發)

UNIVERSO SNIPER AIRSOFT

VARIABLE HOP UP SYSTEM 可變化的Hop Up系統

Too much Hop-up(return the lever towards NORMAL)

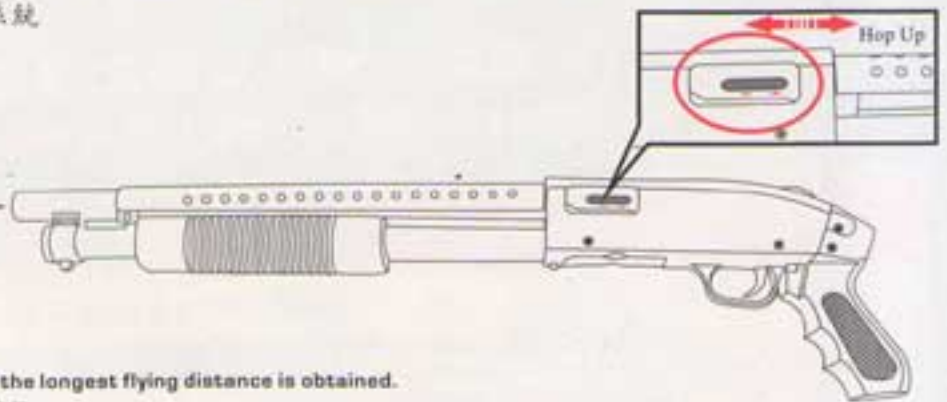
過度上跳 (將調節杆杆拉回正常位置)

Best position 最佳位置

X  
O  
X

Not enough Hop-up(return the lever towards NORMAL)

上跳不到位 (將調節杆杆拉回正常位置)



The best position is where the bullets fly horizontally, and the longest flying distance is obtained.

最佳的位置是子彈水平方向射出，此位置使子彈達到最遠射程。

- Make sure to operate an air gun after recognizing its features.
- We are not responsible for any accidents, events, injuries or repair costs arising from wrong operation and handling or by modification and disassembly of the gun.

請確保在了解其特征之後再使用該氣槍。

對於任何由錯誤操作或改裝和拆卸槍支所引起的意外事件，空發事件，受傷或修理費用，本廠概不負責。