

AIRSOFT GUN

- Adjustable Bullet Parabola
- High grade Adjustable Gunsight
- Use 6mm BB Bellet



UNIVERSO SNIPER
AIRSOFT
HY-UP
VERSION

Usage restricted to
18 years of age or older
使用年齡對象18岁以上

在操作之前必需读熟这些说明书
Always read through this manual before operation.



警告 WARNING

	<p>18岁以上年龄才能使用 Only for 18 years of age or older</p>	<p>18岁以上年龄才能利用这支汽枪比赛使用 Operation of this air gun for competition use is restricted to users of 18 years of age or older.</p>
	<p>注意受损伤 Injury caution</p>	<p>因为BB 弹能达到50-60米范围, 不小心的射击将可能导致眼睛受损伤或其它伤害。 Since plastic BB bullets reach 50 to 60 meters, careless shooting may cause eye damage or other injuries.</p>
	<p>注意熟读警告指示手册 Careful reading of Handling cautions and Instruction manual</p>	<p>在操作之前要细心读熟警告手册和指示手册操作汽枪时必须认识好警告指示。 Always read through this HANDLING CAUTION AND INSTRUCTION MANUAL carefully before operation. Operate the air gun with full recognition of warnings and cautions.</p>

Always read through this manual before operation. Remain this manual for future reference.
使用前请先阅读说明书, 保存此说明书供日后使用参照。

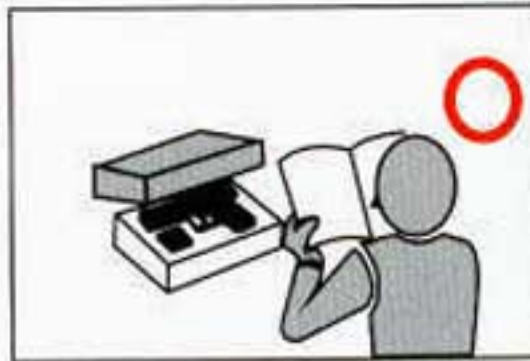
⚠ WARNING 警告



Certified shooting safety goggles
合格的射击防护眼镜

Wear protective eye wear & face mask when using air soft airguns.

当使用汽弹枪时,请戴上防弹眼镜和面具。



Read and understand the operating and safety manual before using your air soft airguns.

在使用汽弹枪前,请先阅读和理解操作安全手册。



Do not look directly into the gun barrel to avoid accidental discharge of BB.

不要直接地看枪管,避免BB弹意外发射。



You may be punished if you damage public or personal properties or injure a person or animal even if you are shooting for a practical joke. Always observe manners and enjoy healthy sport shooting.

如果你损害公共的或私人的财产,或者伤害人或动物,即使你是在进行射击实践游戏,你也会受到惩罚。请始终遵守规矩,享受有益健康的运动射击。



Never aim or shoot a person or animal as the target. Always attach the protective plug to the muzzle, except when you are ready to shoot a target.

不可把人或动物当作目标瞄准或射击,始终系上枪口的防护罩,除非你准备去射击一个明确的目标。




This air gun is manufactured under consideration of appropriate performance and operability. Disassembling or modifying the gun may generate danger or adversely affect the performance. So, avoid disassembling or modifying the air gun.

该气枪是根据适当的性能和操作性而制造的。拆除或改装气枪可能产生危险或者逆反操作。因此要避免拆除或改装该气枪。

THE NAME OF EACH PART


各部位名称



扳手
Spanner



背带
Braces



装弹器
Pack to play the machine



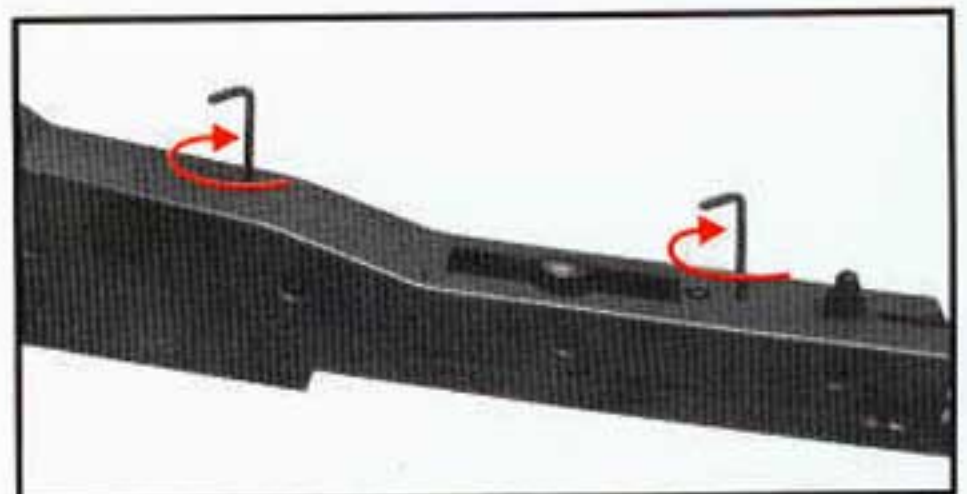
清洁条
Cleaning Rod




INSTALL TO RESOLVE THE DIAGRAM 安装分解图



1. Install the gun barrel onto the gun by downwards.
枪管向下装入枪体。




2. Screw the bolt clock wise.
顺时针方向拧紧螺丝。



11. Install the Gunsight, Lock the part in position
安装高级瞄准镜，锁紧部件。



12. High grade Adjustable Gunsight
The scenery is far near
高级可调式瞄准镜，可调整景物远近。




13. (1) Press the magazine catch to (2) remove the magazine.
(1)按弹仓卸钮，(2)弹仓可退出。




14. load 6mm BB bullets. 用装弹器装入6mmBB弹。



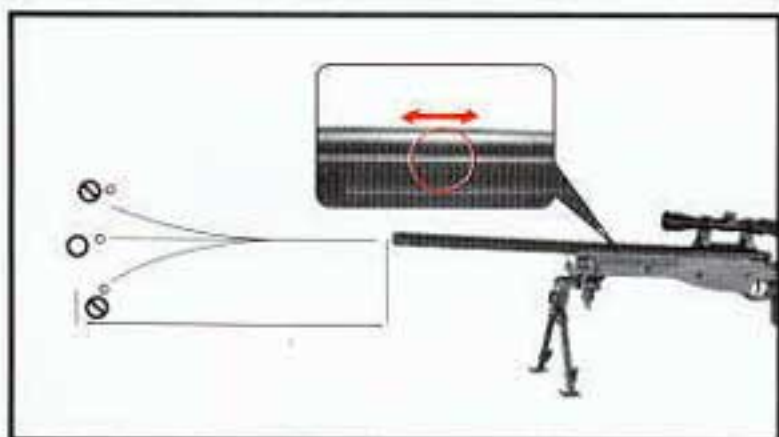
15. "S" Safe position: the trigger cannot be pulled
"F" Fire position: firing is capable
"S"安全位置:扳机不能动。
"F"射击位置:按扳机能发射。




16. Pull the cocking handle until a click sound is heard. (send up the bullet).
把阀门拉杆拉至最后直至发出“咔嚓”的声音。(上膛)



17. Pull the cocking handle return until a click sound is heard, then can shoot.
把阀门拉杆拉返回直至发出“咔嚓”的声音，才能发射。




18. Hop up BB bullet regulator. BB弹调整器
The best position is where the bullets fly horizontally.
And the longest flying distance is obtained.
保持水平方向射击能使BB弹获得最远射程。




19. A. Remove the BB bullet blocking the barrel
B. Wrap paper or cloth over it to clean up the interior of the barrel
A.清除堵塞枪管BB弹 B.夹带纸或布清洁枪管内部



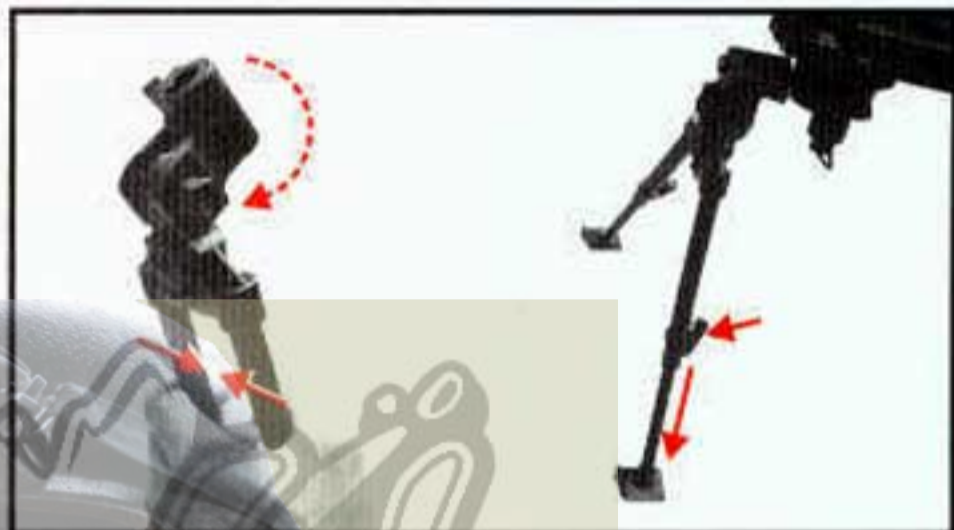
3. Install the horse as the arrowhead point.
安装脚架部件，按箭头所示。



4. Lock the fittings. 锁紧部件。



5. Install the horse onto the gun body.
脚架装入枪体。



6. Bipod toward the mile
Can revolve.
脚架向内压可旋转。


Press the Bipod release catch,
fix this length then..
按下脚架伸缩钮固定长度。




7. Fold to collect the bipod. 折叠收藏脚架。



8. Press the Bipod release lever to remove the Bipod.
按下脚架拆卸钮，脚架可分开。



9. Install The High Take Aim Lens Part As The Figure Shows
安装高级瞄准镜部件，按箭头所示。



10. Use the Spanner Tighten the screws
用扳手拧紧螺丝。