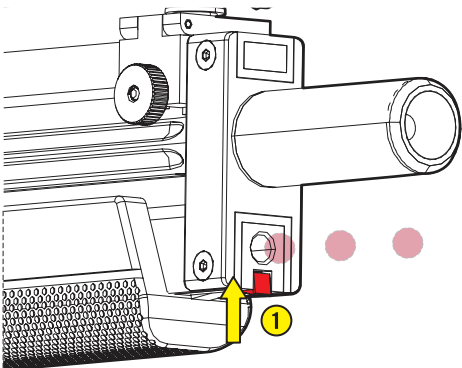
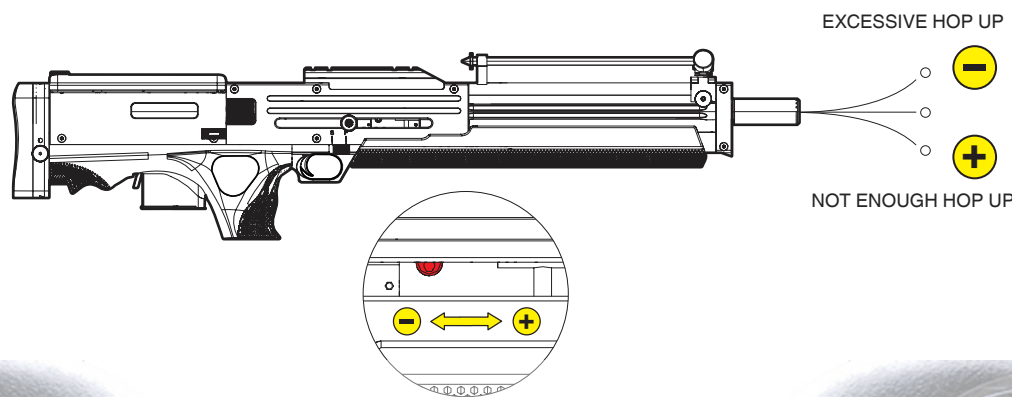


## LOADING MAGAZINE ///

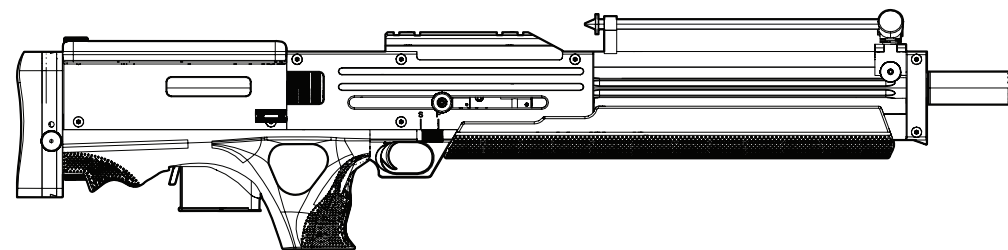


1. PUSH THE KNOB AND RELEASE THE MAGAZINE BARREL
2. PULL OUT THE MAGAZINE BARREL AND LOAD 6MM BB
3. PULL BACK THE MAGAZINE BARREL

## HOP UP ADJUSTMENT ///



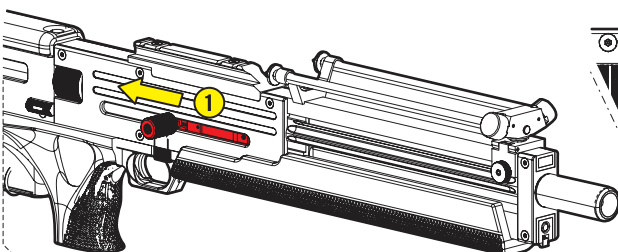
## PRODUCT FEATURES ///



WA2000


## LOADING OPREATION ///

- PULL COCKING HANDLE FORWARD AND PULL THE TRIGGER TO SHOOT
- PULL COCKING HANDLE BACKWARD TO LOAD



## STOCK ADJUSTMENT ///

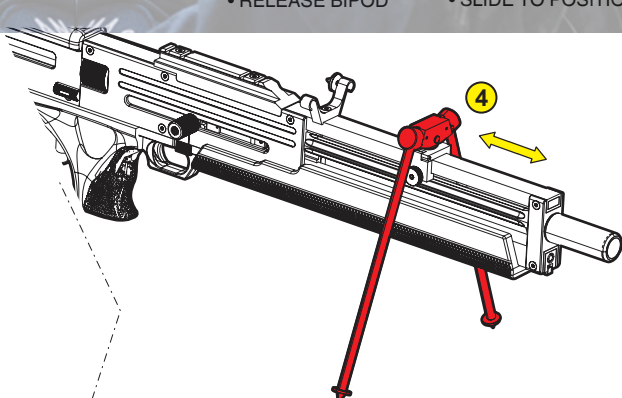
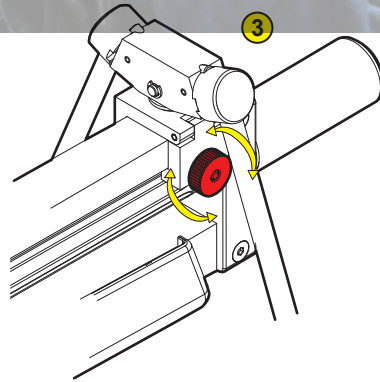
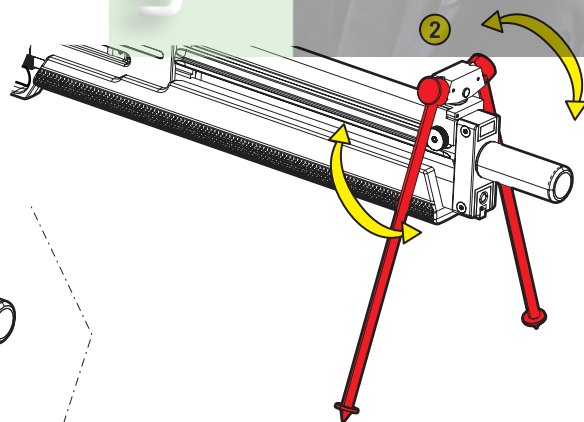
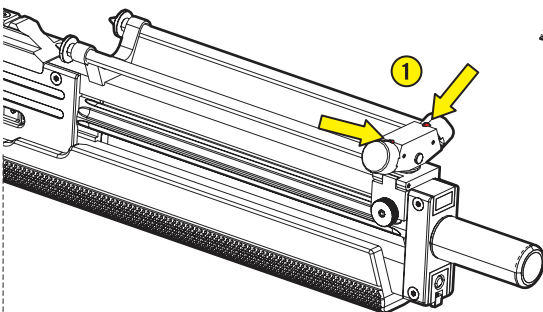
- LIFT THE COCKING HANDLE UP
- PULL COCKING HANDLE BACKWARD



## SPECIFICATIONS ///

POWER SOURCE	Spring Power
LENGTH	950mm
WEIGHT	5700g
MAGAZINE CAPACITY	50 Rounds
FIRE MODE	SAFE / SINGLE
MATERIAL	CNC 6063 Aluminum + Walnut Wood
HOP-UP	ADJUSTABLE

## BUTT STOCK ADJUSTMENT ///



## SAFETY INSTRUCTIONS ///

### READ ALL INSTRUCTIONS BEFORE USE!

- FOR ADULT USE ONLY. NOT TO BE OPERATED BY MINORS UNDER THE AGE OF 18.
- NEVER MODIFY OR ALTER YOUR AIRSOFT GUN. Attempts to modify the airsoft gun in any way could make your airsoft gun unsafe to use, cause serious injury or death, and will void the warranty.
- Misuse of Airsoft Guns is dangerous and can cause serious injury or death. Always treat an Airsoft gun with the same respect you would towards a real firearm.

### SAFETY CONSIDERATIONS

- NEVER look into the gun's muzzle.
- NEVER point the Airsoft gun at anything you do not intend to shoot.
- NEVER shoot at targets that may cause the BB to bounce off, such as hard surface that could produce a ricochet.
- ALWAYS ensure the operator and everyone nearby are wearing appropriate eye protection.
- ALWAYS ensure the fire-selector is on "SAFE" until you are ready to shoot.
- ONLY shoot the airsoft gun in designated area, towards a safe direction, using a sufficient backstop.

### GENERAL PRECAUTIONS

- This merchandise does not contain any internal components compatible or interchangeable with a real firearm.
- This merchandise cannot accept firing components from a real firearm, nor be able to chamber / fire real ammunition.
- This merchandise is designed to function solely with 6mm airsoft ammunition.
- ONLY use high-quality precision plastic BBs designed for 6mm Airsoft guns.
- NEVER reuse a BB that is dirty, has been shot from the gun, or otherwise deformed. Use of contaminated or imperfect BBs could damage your gun.
- ALWAYS transport Airsoft guns in its original box or an appropriate gun case.
- NEVER carry the gun in plain sight.
- ALWAYS store the airsoft gun unloaded, and out of reach by children.
- Using unauthorized repair centers or modifying the function of your airsoft gun in any way may be unsafe and will void your warranty.
- The manufacturer, distributors, and retailers are not liable for any malfunction, accidents, injuries or repair cost resulting from misuse, or by disassembly and modification of the airsoft gun.



TO PREVENT BATTERY POWER DRAINAGE, BATTERY MUST BE UNPLUGGED AND STORED SEPARATELY FROM AIRSOFT GUN AFTER USE.

Divisions of Forever Good (Hong Kong) Ltd.

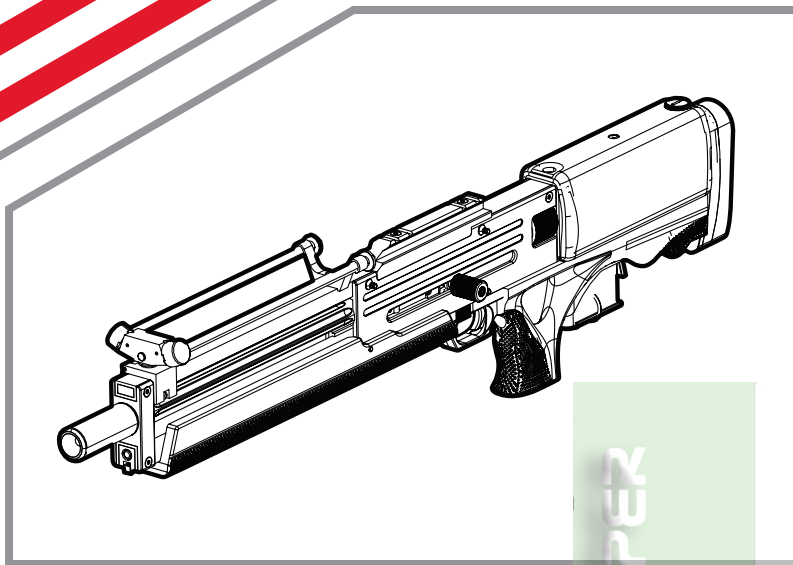


ARES WA2000

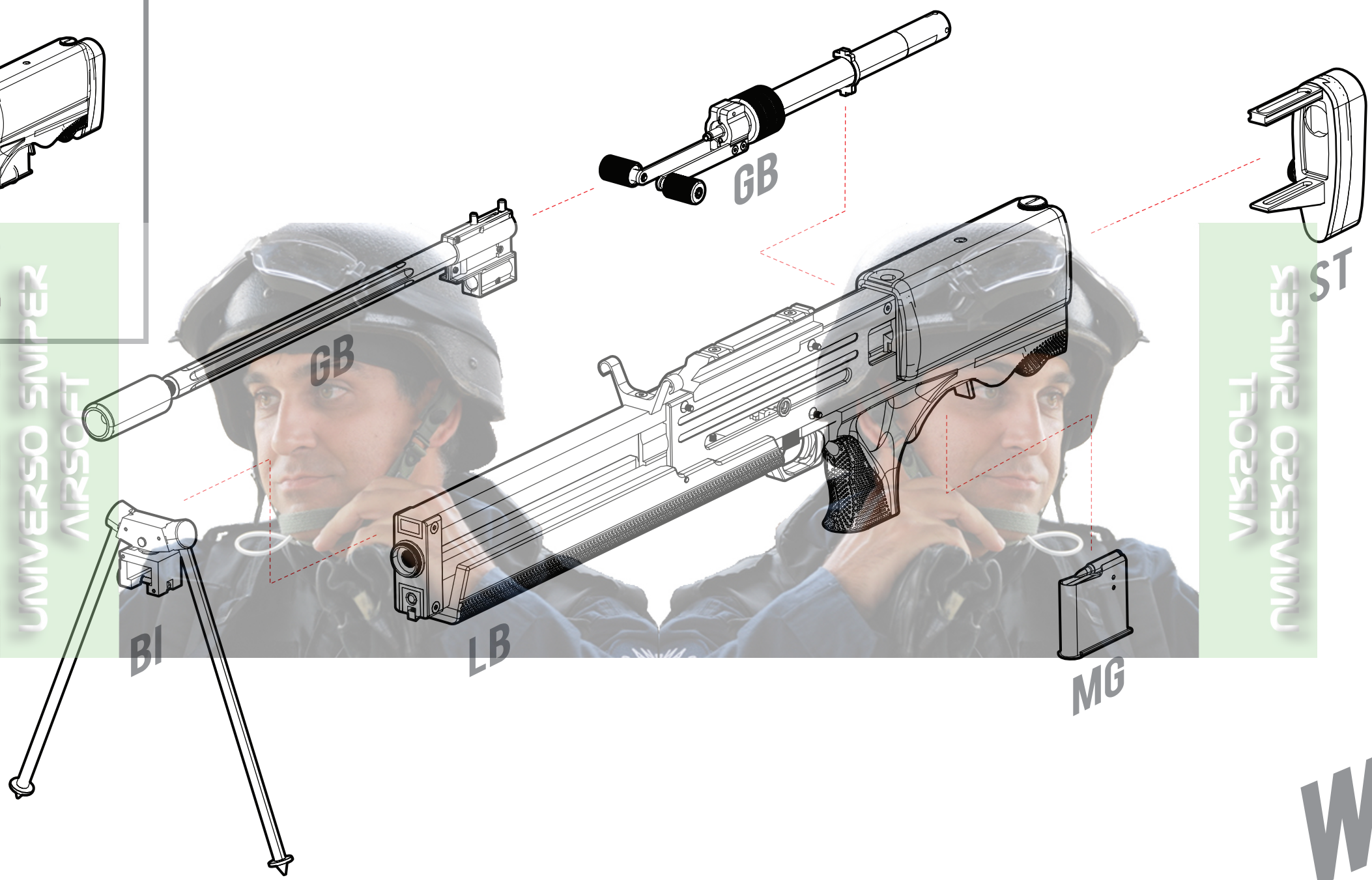
FOR GENERAL ENQUIRY, CONTACT US AT  
ARES@ARES-AIRSOFT.COM

FOR THE LATEST NEWS AND PRODUCT INFORMATION, VISIT US AT  
WWW.ARES-AIRSOFT.COM

ARES-AIRSOFT  
© ARES-AIRSOFT. ALL RIGHTS RESERVED



UNIVERSO SNIPER  
AIRSOFT



UNIVERSO SNIPER  
AIRSOFT



WA2000