

bushmaster ultra custom

operating instructions



For inquiries regarding malfunctions, repairs, handling methods, etc., please contact the following.

Asahi Firearms Engineering Company

1-56-11 Denenchofu, Ota-ku, Tokyo

Phone: 03-722-2280 Fax 03-721-0689

Business hours Monday - Friday 9am - 6pm



Thank you for purchasing the Fish Master Ultra Custom.

This gun is a super weapon designed specifically for gaming, with an emphasis on ease of use and durability.

Although this gun can operate with Freon gas, using an air tank will allow it to operate even more smoothly regardless of the outside temperature. To inherit the air tank, connect it directly to the coupler on the main unit using a hose with an outer diameter of 6 mm and an inner diameter of 4 mm.


To remove after connection, remove it from the coupler. Slide the checkered part of the coupler to remove the point. When connecting, just insert the coupler.

The included magazine can hold 100 bullets. Please use the included charger to load the battery.

Insert the magazine firmly using the magazine catch until you hear a click. To change magazines, press the magazine catch button and remove the magazine. When changing magazines, if you are right-handed, press the magazine catch button with your left index finger. This allows for smooth magazine changes.

The safety is on top of the trigger. Pressing the right side will turn the safety off, and pressing the left side will turn the safety on.

UNIVERSAL
AIRSOFT
TIPS




UNIVERSAL
AIRSOFT
TIPS



This parent allows the forend to swing left and right.

Loosen the screw on top of the forend grip. There is one on the front and one on the back, so loosen both of them. Swing the far end and lock it in the desired position.

The forend grip swings 90 degrees to the left and right.



For our products, please use the super oil exclusively made for Full Auto.

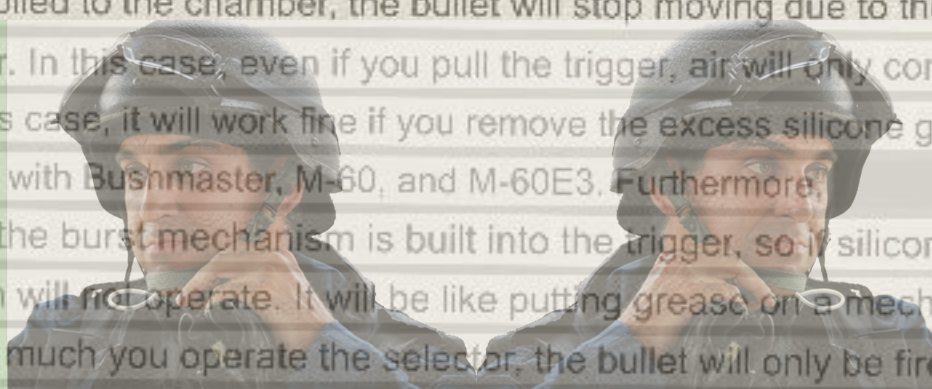
Thank you for purchasing our fully automatic air gun. In order to use this product for a long time, we have specified Asahi Super Oil as the oil to be used for maintenance. If a problem occurs while using this super oil, all products will be repaired free of charge.

[However, you will be responsible for the actual cost of damaged parts and shipping costs.]

Troubles when using spray oil or silicone oil When a malfunction occurs,

there is no problem if you use the oil temporarily, but if you use it for a long time, the ingredients in the oil may Trouble occurs when it solidifies inside the gun or displaces itself into a crease. Additionally, if used for a long period of time, the O-ring may oxidize, causing the rubber to swell or harden, causing problems. Spray oil doesn't stick well, so you tend to lubricate it frequently, but if you apply too much oil, the excess oil will circulate inside the gun barrel, causing the bullet to move irregularly and cause the bullet to fly suddenly. Things like curves will happen. In that case, if you remove the oil from inside the gun barrel using our arrow cleaning set (sold separately for ¥3,800), the accuracy will be restored, so please try measuring.

Silicone grease or silicone spray will not have any negative effects on O-rings or plastics, but the grease-like nature will cause various inconveniences. For example, in the case of a Sterling, if too much silicone grease is applied to the chamber, the bullet will stop moving due to the grease and will not flow into the chamber. In this case, even if you pull the trigger, air will only come out and the bullet will not be fired. In this case, it will work fine if you remove the excess silicone grease. Similar troubles occur with Bushmaster, M-60, and M-60E3. Furthermore, in the case of FNC, the burst mechanism is built into the trigger, so if silicone grease gets on it, the burst mechanism will not operate. It will be like putting grease on a mechanical watch. In this case, no matter how much you operate the selector, the bullet will only be fired in full auto mode. In this case, it will work fine if you remove the excess silicone grease.



What are the effects of Asahi Super Oil?

Asahi's Super Oil is an oil that has been researched to have low viscosity and good fixing properties, so it is effective with just a small amount of oil. The oil component is Teflon, so once it adheres to the surface, it is difficult to remove. <The slippery effect lasts for a long time. Also, the oil that has Teflon dissolved in it will not oxidize the O-ring.

Special oil is used.

Furthermore, even if excess silicone flows into the gun barrel, the main component is Teflon, so it will not cause irregular bullet movement. Rather, it creates a glide effect, which has the effect of increasing the straightness of the bullet and improving accuracy. Furthermore, if you apply super oil to the felt patch of the arrow set and coat the inside of the barrel with Teflon evenly, the effect will be even better.

Asahi Super Oil is ¥1,900 for 40cc. If the item is out of stock at your local retailer, please place an order directly with us and include the price of ¥1,900 and shipping fee of ¥240, totaling ¥2,140.

Asahi Firearms Engineering Company

1-56-11 Denenchofu, Ota-ku, Tokyo Phone 722-2280 Fax 721-0689



UNIVERSO SNIPER
AIRSOFT



UNIVERSO SNIPER
AIRSOFT

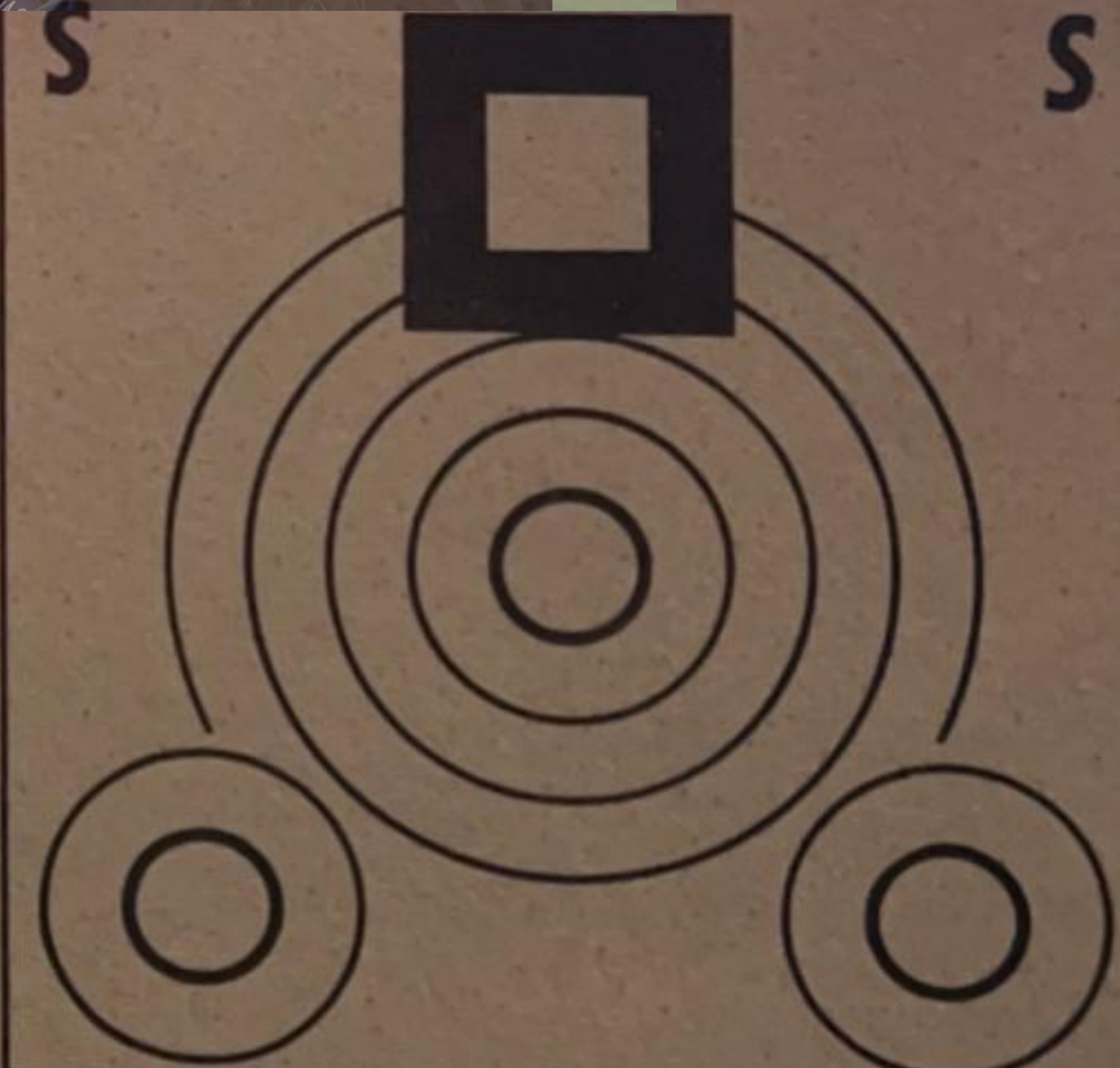
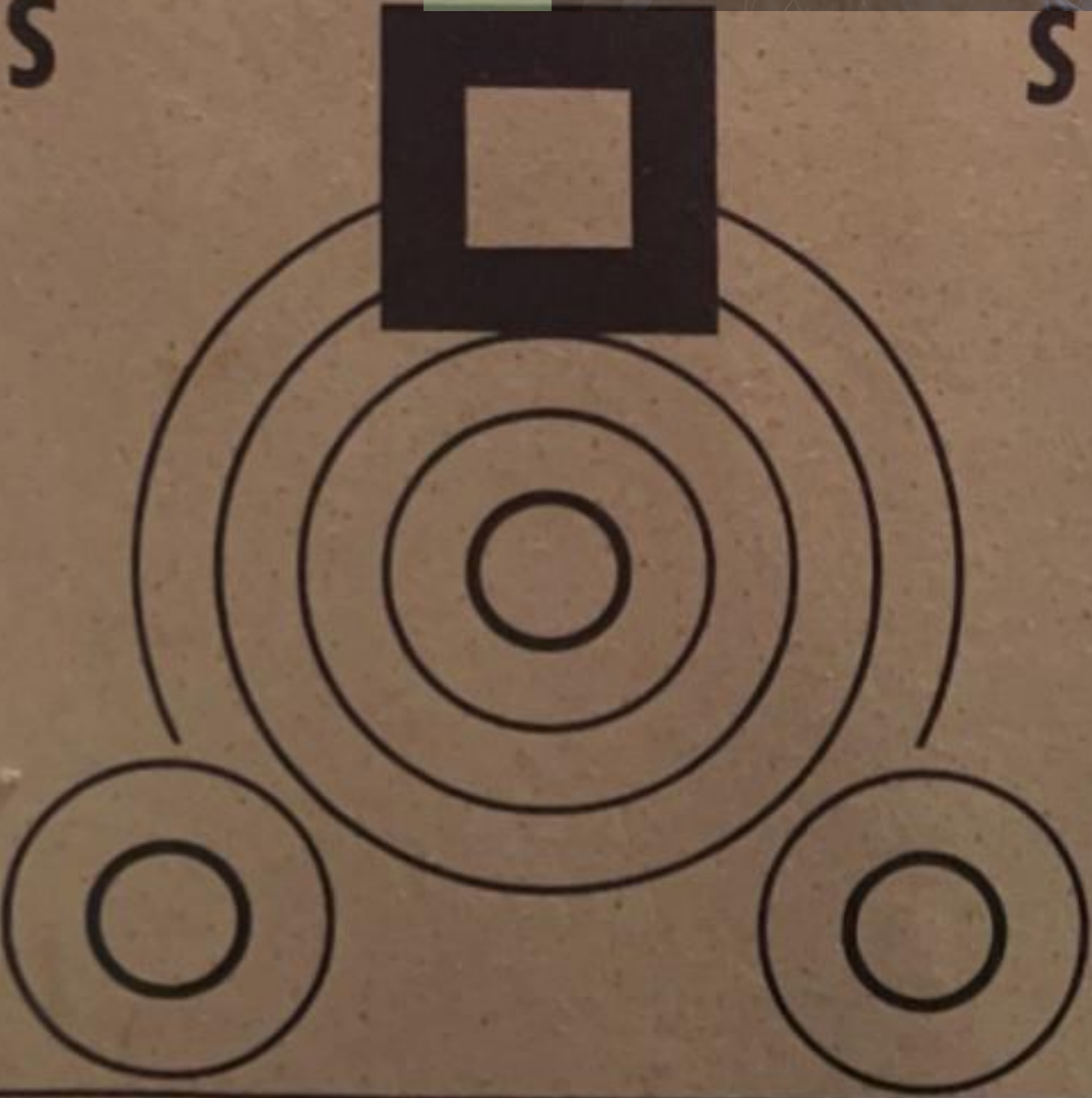
THE ASAHI FIREARMS
ENGINEERING COMPANY
TEL: 011-355-1000 FAX: 011-355-1001
WWW.ASAHI-FIREARMS.COM

S

S

S

S



UNIVERSO SNIPER
AIRSOFT



UNIVERSO SNIPER
AIRSOFT

We Manufacture full Automatic Air gun
**THE ASAHI FIREARMS
ENGINEERING COMPANY**

Denenchofu 1-56-11 Ohta-ku Tokyo Japan
TELEPHONE 03-722-2280
FAX 03-721-0689