

INSTRUCTION MANUAL

GR16 C.Q.W. RUSH

TOP FIVE




**FUTURE INNOVATION
FINEST QUALITY
FAST SERVICE
FREE ITEMS
FAIR PRICE**



SPECIAL SHOOTING
Used for precision firing.



COMMON SHOOTING
Used for full automatic firing.



WINDAGE KNOB (left / right adjustment)
ELEVATION KNOB (up / down adjustment)

REAR SIGHT ADJUSTMENT

CAUTION

Keep the selector on Safe mode until you are actually ready to shoot.

RETRACTABLE STOCK



Press the stock release lever to unlock.



Adjust the position (6 position).

WINDAGE ADJUSTMENT KNOB



Detachable rear sight.



Turn the knobs counterclockwise to disassemble the rear sight.




Take off the rear sight to install other accessories.


MAINTENANCE



Remove the magazine.



Return the hop up dial to normal position and insert the cleaning rod from the lead edge of the inner barrel.



Be aware to have the rod facing down and reaching to the end, and remove clogged pellets.

OPTIONAL PARTS



G-12-006
CD13-TRT30GD



G-03-065
Forward Grip-BK (ABS injection)

FOLDING FRONT SIGHT



Folding the front sight.



Press the plate back.



Press against the folding front sight.

TROUBLE SHOOTING



The screw at bottom of the grip. Please use the screwdriver to adjust.



Check the wire set contact with motor.



Check the battery and connector.

PARTS LIST

- | | |
|---|---|
| GR16 Rush- 01 Flash suppressor set | GR16 Rush- 16 Enhanced rod set |
| GR16 Rush- 02 Rail system set | GR16 Rush- 17 Hi-cap 450R magazine |
| GR16 Rush- 03 Rear sight base set | GR16 Rush- 18 Lower receiver set |
| GR16 Rush- 04 Rear sight set | GR16 Rush- 19 Trigger guard set |
| GR16 Rush- 05 Hop-up set | GR16 Rush- 20 Selector plate |
| GR16 Rush- 06 Slip ring set | GR16 Rush- 21 Rear frame lock pin set |
| GR16 Rush- 07 Inner barrel | GR16 Rush- 22 Grip |
| GR16 Rush- 08 Upper receiver set | GR16 Rush- 23 Motor set |
| GR16 Rush- 09 Charging handle set | GR16 Rush- 24 Grip bottom set |
| GR16 Rush- 10 Port cover set | GR16 Rush- 25 Extended stock set |
| GR16 Rush- 11 Front frame lock pin set | GR16 Rush- 26 Gear box set |
| GR16 Rush- 12 Bolt catch set | GR16 Rush- 27 Barrel base set |
| GR16 Rush- 13 Selector lever set | GR16 Rush- 28 Blow back pneumatic piston |
| GR16 Rush- 14 Magazine catch set | GR16 Rush- 29 Charging plate |
| GR16 Rush- 15 Stock washer | GR16 Rush- 30 Charging upper cover |
| | GR16 Rush- 31 Switch plate |

MANUFACTURED BY G&G ARMAMENT

TAIWAN

Sales Dept. | sales@guay2.com , b2b@guay2.com
Technology Support Dept. | support@guay2.com
PR Dept. | pr@guay2.com

Chang Hua Headquarter
Tel : +886-4-798-9000 Fax : +886-4-798-9900
No.999, Zhonghua Rd. Shengang Township,
Changhua County 50955, Taiwan (R.O.C.)

Taipei
Tel : +886-2-2692-2000 Fax : +886-2-2692-4000
11F-3., No.27, Lane 169, Kangning St. Shijr City,
Taipei County 22180, Taiwan (R.O.C.)

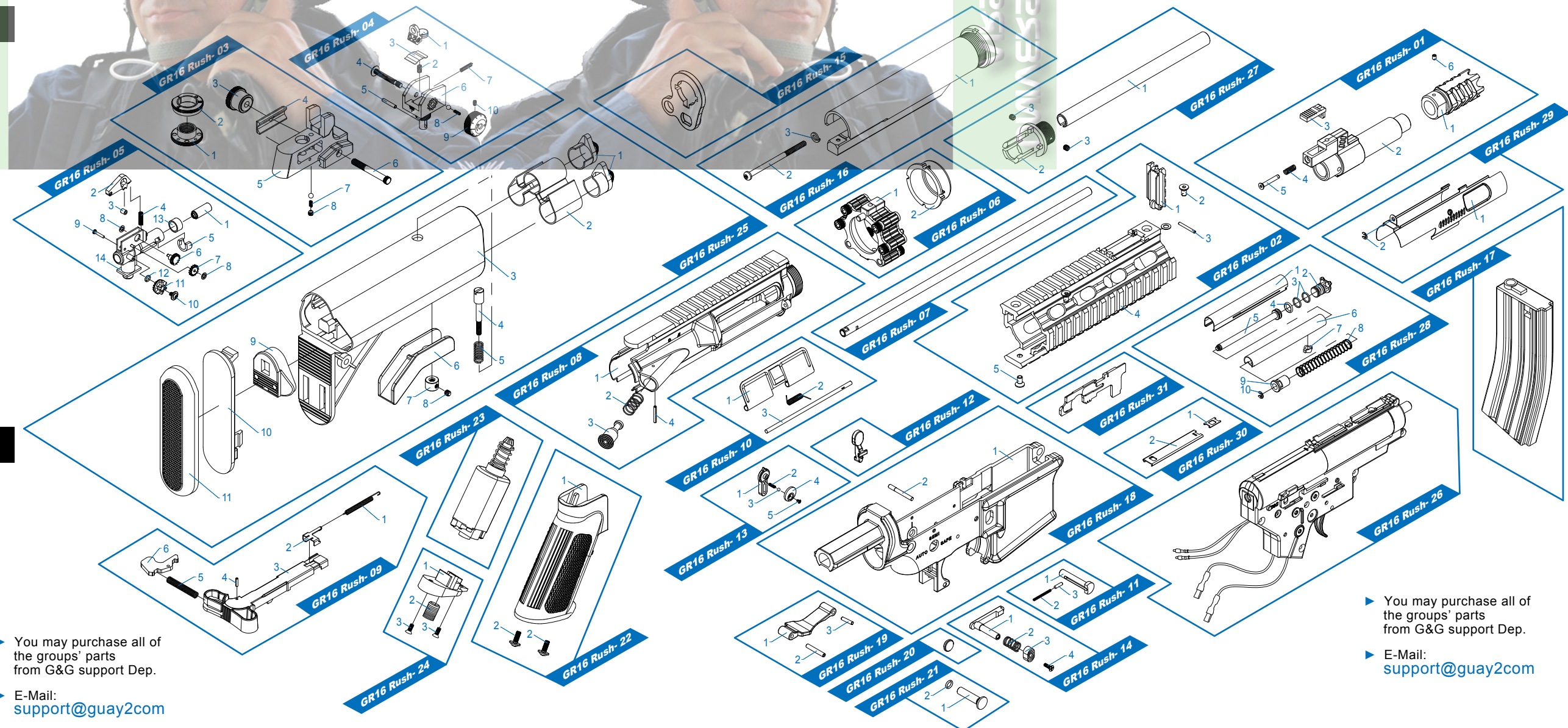
U.S.A.

E-mail | sales101@guay2.com

Los Angeles
Tel : +1-626-581-0101
Fax : +1-626-581-1011
1122 Coiner Court,
City of Industry,
CA 91748 (U.S.A.)

Dealer

- You may purchase all of the groups' parts from G&G support Dep.
- E-Mail: support@guay2com



- You may purchase all of the groups' parts from G&G support Dep.
- E-Mail: support@guay2com