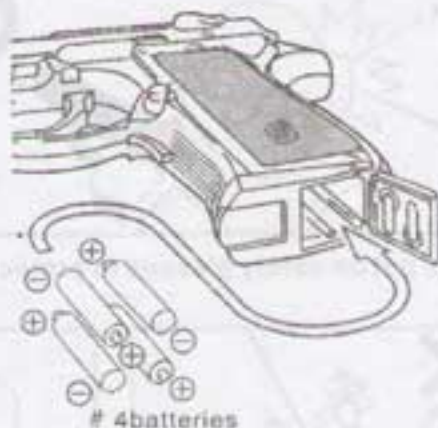
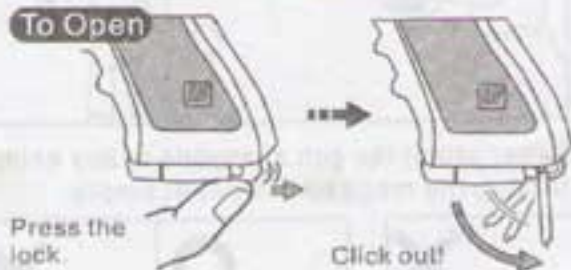


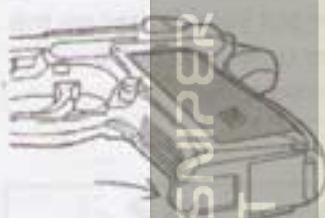
Electric BLOWBACK Airsoft Pistol

Install AAA Batteries

To Open



Load 6mm 0.12g BB Pellets



Magazine



Shooting

- 1 Take out safety cap.
- 2 Hold the safety lever down with middle finger.
- 3 Pull the trigger, and slide will move to shoot bullet out.



Cleaning

When the bullet is stuck in the gun.

- 1 Stop shooting immediately when you find the bullet can not be shot out.
- 2 Remove the magazine and insert the cleaning rod into the muzzle to clear out bullet.



WARNINGS



Always put on safety glasses to protect your eyes.



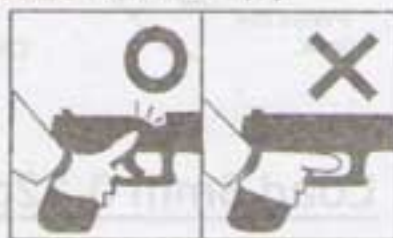
Never point the gun at anyone or any animal, though the magazine is pellet empty.



Never shoot as joking, always look before shoot, the careless use may cause injure and be punished.



Never pull the trigger even you think it is empty of magazine. It is dangerous, there maybe pellets remain in the magazine.



Never put your finger on the trigger unless you are prepared to fire.



Never look into the barrel of the gun.



Always keeps the ctin to safe direction.



Do not carry out in public place, put into the bag for carrying.



Never dissemble the gun by yourself, which will cause the trouble and dangerous.



Keep out of the reach of children.



Always put on the safety cap.

