LCK-16 EBB組裝說明書
THE ASSEMBLY INSTRUCTION OF LCK-16 EBB

1.將A組裝至BOX後，BOX線組穿過紅線處再與HOP-UP一起組裝至槍身;以B圈定選擇片。
Assemble A to BOX, and cross the wire assembly to the red circle, then assemble to Receiver with Hop-up. Use B to fix the Selector.



2.將BOX線組穿過紅圈處。
Cross the wire assembly to the red circle.

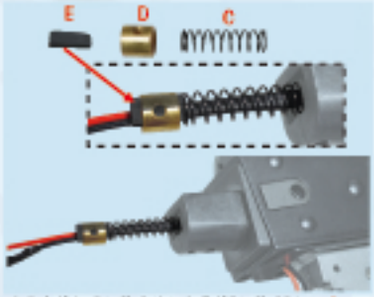

3.依序將C，D組裝至線組上再將E組裝至D內。此裝置可防免線組再折疊時被剪斷之現像
Assemble the C and D accordingly, then put E into D. This device is for protection the wire which might be clipped when folds the buttstock.



4.以F圈定E後，線組線。E的作用在於防止螺絲圈定時損線組受損。
Use F to fix E which is in order to prevent the wire be broken when fixes the screw.

5.將線組穿過G以紅箭頭方向組裝，再以H圈定。電池可選用兩片式7.4V雙電電池 100mm+20mm+6mm;棒狀11.1V雙電電池 95mm+18mm+18mm。
To cross the wire to G by red arrow direction, then fixed by H.
The compatible batteries are 7.4 V two-piece 100mm+20mm+6mm and 11.1V stick 95mm+18mm+18mm.

6.確定電池線要線組是否在確定孔下，避免線組受損，以I圈定;組裝握把後以J圈定，並上螺絲底蓋。
Ensure the wire be set under the hole, then fixed by I. Assemble the grip by J and put the bottom of grip.

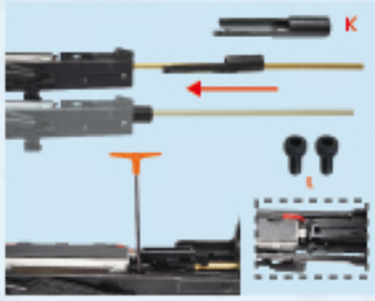

7.將K組裝至槍身;以L圈定K及HOP-UP。
Assemble the K to Receiver and use L to fix K and HOP-UP.



8.以M圈定內槍管。
Use M to fix the Inner Barrel.

9.N依紅箭頭方向組裝後以O圈定。
Assemble the N by red arrow direction and use O to fix.



10.以P圈定。
Fixing by P.



11.將Q組裝至紅塊，再將R依紅箭頭方向組裝槍身，以S圈定護木。
Assemble Q to red bolck, and assemble R to Receiver by red arrow direction. Use S to fix the Handguard Set.

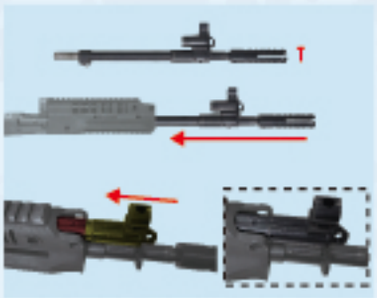

12.T依紅箭頭方向組裝後;將黃色塊依紅箭頭方向對齊組裝至紅區塊。
Assemble the T by red arrow direction and Assemble yellow block to red block by red arrow direction.



13.以U圈定槍管，再以V圈定U。
Use U to fix the Outer Barrel and Use V to fix the U.

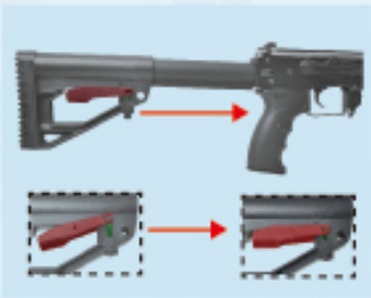

14.組裝槍托前，先將紅區塊往外拉開移至綠區塊上方，組裝完成後再將紅區塊恢復。
Before assemble the butt stock, be sure to move the part (as red block) outward to the green position, then recover to red position.

15.槍機組裝。
Assemble the Bolt Carrier.

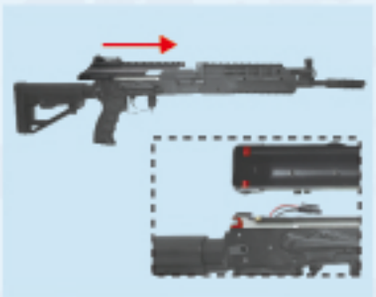

16.上蓋以紅箭頭方向組裝，注意上蓋紅區塊必須與固定槍身紅區塊。
Assemble the top cover by red arrow direction, be sure that the red block on top cover be fixed on Receiver (red block).

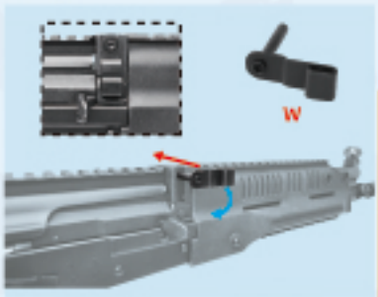

17.將N以紅箭頭方向組裝再以藍箭頭方向固定。
Assemble N by red arrow direction and fix by blue arrow direction.

電池可選用兩片式7.4V雙電電池 100mm+20mm+6mm;棒狀11.1V雙電電池 95mm+18mm+18mm
The compatible batteries are 7.4 V two-piece 100mm+20mm+6mm and 11.1V stick 95mm+18mm+18mm.

UNIVERSO SUPER AIRSOFT
VISIONE UNIVERSO AIRSOFT