

6 mm BB BULLETS ONLY

REPLICA MAGAZINE

UA-961



INSTRUCTIONS

This product is developed for the user older than age 14 and enjoying sport shooting. This instruction will help you to have a joyful and safe experience. When using this product, please pay extra attention to the environment of playing field. The producer will not hold any responsibility for any accident or malfunction which caused by improper handling, illegal conversion, alteration and disassembling of this product. Please read through this instruction carefully before using.

1. NOMENCLATURE 各部名稱



2. SAFETY DEVICE 保險裝置

*Keep the finger off the trigger until ready to shot. (除非要射擊手指不要碰板機)



3. LOADING BB BULLETS BB 彈的裝填




3 HOW TO OPERATE

1 Remove the safety cap.



2 Pull the slide backward until heard "Kya" to the ending and release as shown.



CAUTION: Pull the slide backward to the ending, repeat to push the slide will cause more than one pellet up to the barrel and dropping from the barrel.

Do not touch the trigger.

BE SURE THE SLIDE RETURN BEFORE FIRING, IF NOT, THE GUN WILL BE DAMAGED.

DO NOT PLACE YOUR FINGER WHEN HAMMER PULLS DOWN, IT COULD HURT THE FINGER.

3 Pull trigger to fire.

4 Repeat 2 and 3 for continual shots.



WHEN ACTION DO NOT PUSH THE JOINT ON THE OTHER SIDE OF GUN, IT COULD SHOOT THE BULLET.

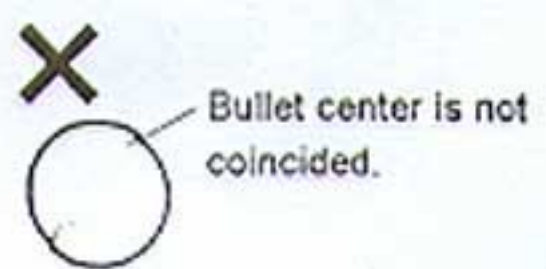
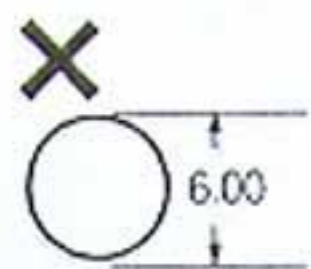


PLEASE ALWAYS PUT ON THE SAFETY CAP UNLESS PREPARED TO FIRE

CAUTION Do not push back the slide unless prepared to fire, this could cause damage to the air spring.

CAUTION 1

NEVER USE THE BB BULLETS AS THE FOLLOWING CONDITIONS TO KEEP THE ACCURATE SHOOTING FLAWLESSLY.



CAUTION 2

NEVER PULL THE TRIGGER WHEN THE SAFETY DEVICE IS ENGAGED, IT CAUSED BREAK OF TRIGGER.

