

6mm BB BULLETS ONLY

REPLICA MAGAZINE

P7-M.13

1:1 SCALE HIGH GRADE AIR SOFT GUN
SPRING-COCKING AIR PISTON SYSTEM



INSTRUCTION

SAFETY DEVICE

*ATTENTION : This gun is equipped with two safety mechanisms :
Safety Lever & Grip Safety.

Safety lever backward

- The trigger can only be squeezed when both the safety lever is released and the grip safety is pulled backwards.



Safety lever forward

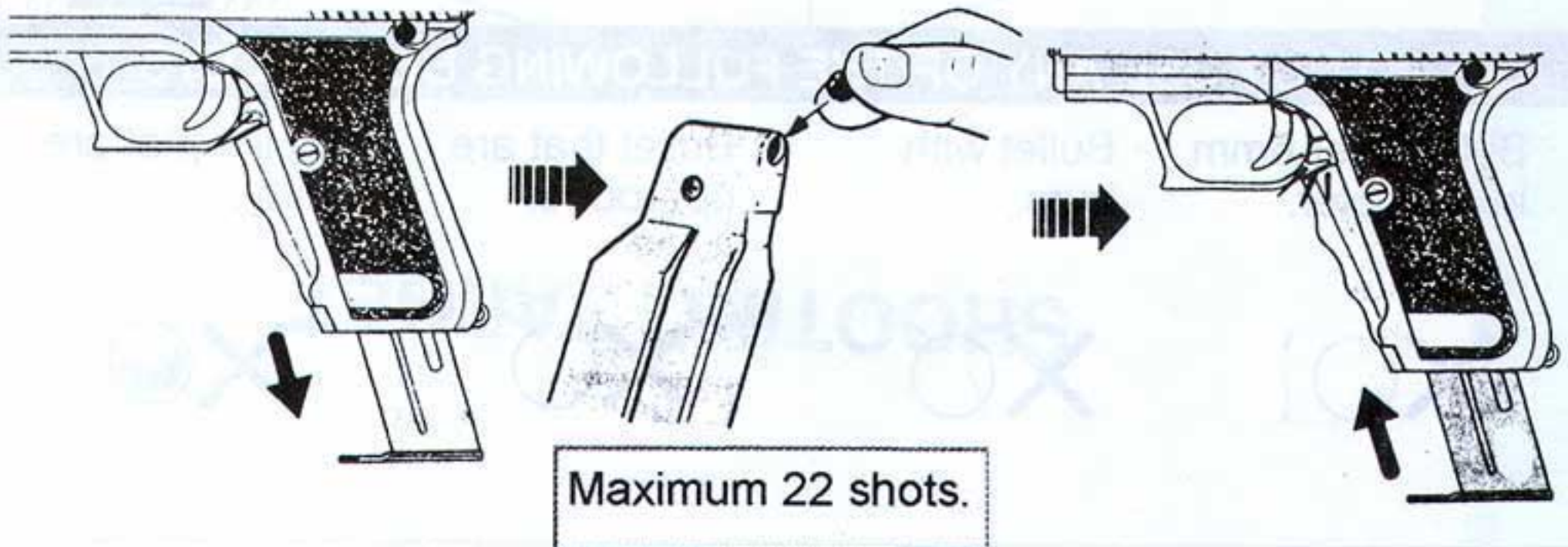
- The safety is engaged when the safety lever is pushed forward. Damage will occur if the user pulls the trigger when safety is engaged.



LOADING BB PELLET

- Press the magazine catch to release the magazine.

- Return the magazine to the pistol. Insert until the magazine clicks into place.



HOW TO OPERATE

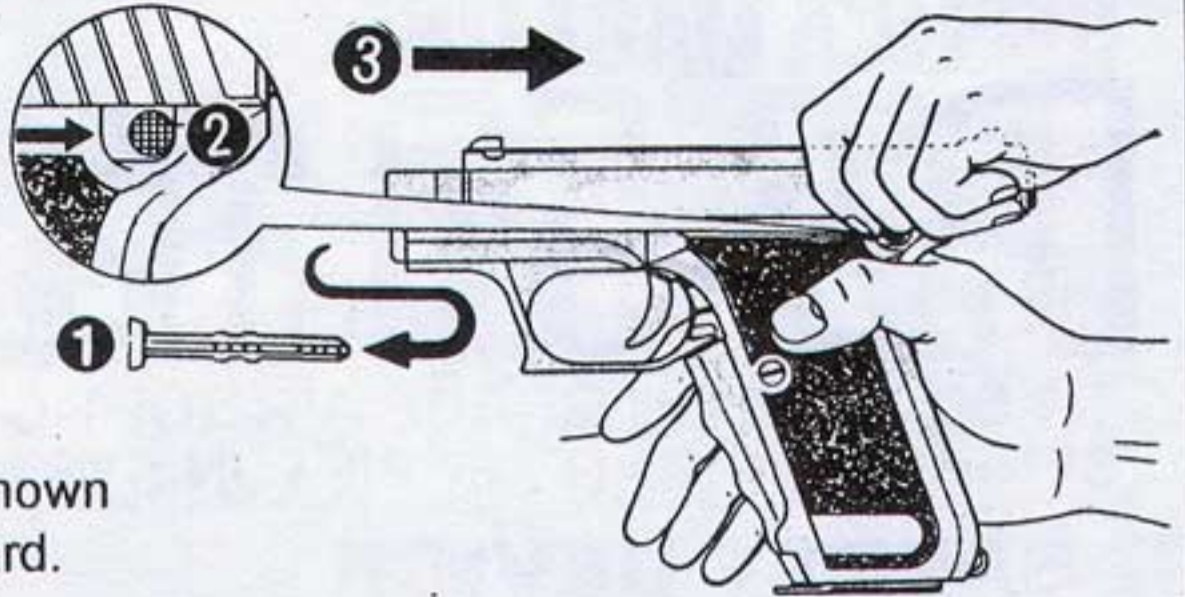
① Remove the safety cap.

② Push the Safety Lever backward to release safety.

③ Pull the slide backward (as shown in diagram) until a click is heard.

④ Squeeze the grip safety and pull trigger to fire.

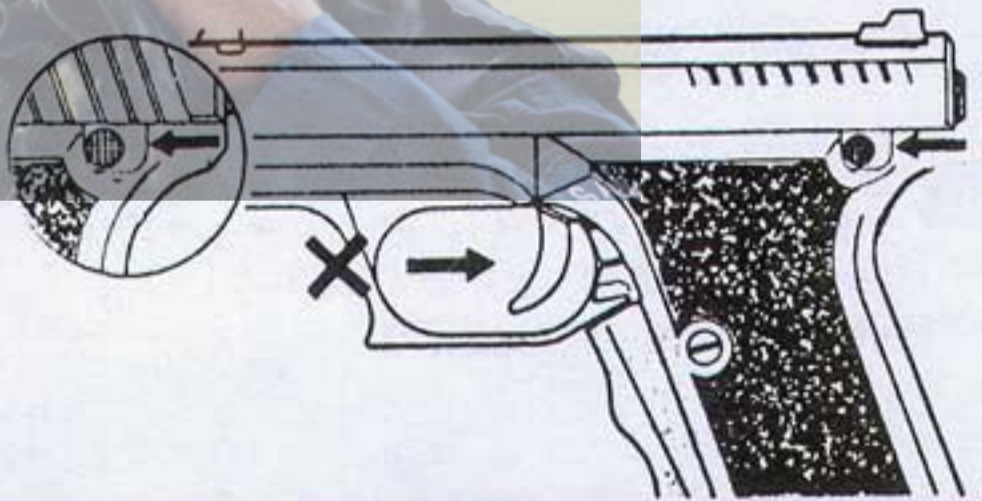
⑤ Repeat ③ and ④ to repeat firing.



* Please replace the safety cap in the barrel until you are prepared to fire again.

* Do not pull the trigger when the safety devices are engaged, to do so will break the trigger or the internal mechanisms.

* Do not leave the gun fully cocked if you do not intend to use the gun. This will cause the internal piston to fail prematurely.



DO NOT USE ANY OF THE FOLLOWING BB BULLETS

• Bullet over 6mm in diameter.

• Bullet with burs.

• Bullet that are not round.

• Bullet that are dirty.

