



*ADJUSTABLE HOP-UP SYSTEM*

# SUPER X-9 SWAT

## INSTRUCTION MANUAL

UHC Super X-9 SWAT airsoft sniper rifle. This air rifle is designed for individual more than 18-year-old. It has high muzzle velocity and equips a new generation adjustable Hop-Up function. Two rails provide wide selection of tactical accessories. Please read the manual carefully in order to set your Super X-9 to its best performance. Please do not dismantle the rifle or warranty will be void. Package may include tactical accessories.

### **SPECIFICATION:**

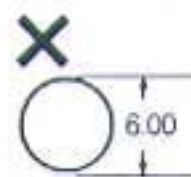
- OPERATION ----- AIR/SPRING
- WEIGHT-----1,935 g
- WIDTH----- 83 mm
- HEIGHT----- 205 mm
- LENGTH ----- 1,070 mm
- LENGTH OF BARREL ----- 448 mm

### **CAPACITY:**

- 25 PCS 0.2g 6mm BB BULLETS FOR TUBE MAGAZINE
- 5 PCS 0.2g 6mm BB BULLETS FOR ROTATING MAGAZINE

### **CAUTION:**

NEVER USE BB WITH ANY OF THE FOLLOWING CONDITIONS



BBs with the diameter exceeding 6mm.



BBs with flaws.  
i.e., burs, not concentric,  
not spherical, dimpled.



Dirty BBs.

# 1. COMPONENTS

Bipod and Scope may not include according to the package.

SCOPE

COPPER SHELL



Bipod may different according to the package.

ROTATING MAGAZINE



STICK MAGAZINE



BIPOD

SHELLS

BB

SCREWDRIVER

## 2. ASSEMBLY

### A. Stick Magazine

CAUTION! ONLY ONE TYPE OF MAGAZINE CAN BE INSTALLED AT THE TIME.



A1. Turn up the handle, and then pull the bolt fully to the end until a "click" and the bolt stays open.



A2. Insert the copper shell into the chamber.



A3. Push the bolt forward to close and lock down.

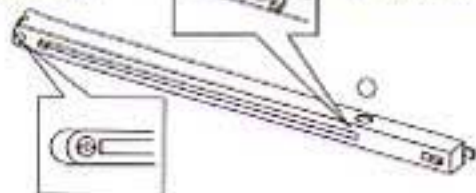


A4. To attach the front of magazine first, and then install the rear of magazine.



A5. Stick magazine installed.

Release switch



Spring guide in Locked position

How to load BBs into stick magazine:

- Push the spring guide back to the locked position as illustrated.
- Insert a maximum of 25 BBs in to the magazine.
- Release the spring guide.
- Turn release switch to release BBs.

## B. Rotating Magazine **CAUTION! ONLY ONE TYPE OF MAGAZINE CAN BE INSTALLED AT THE TIME.**



B1. Load one BB into one shell



B2. Load maximum five shells into a magazine.



B3. Push magazine into the receiver.

### How to remove rotating magazine

- Press and hold on the magazine release.
- Reach through the open chamber and push the magazine out of the receiver.
- Remove unused shells from magazine.

## C. Scope & Bipod



(If applicable)  
Attention:



Please remove front sight and rear gate before installation.

### Scope and Bipod installation example

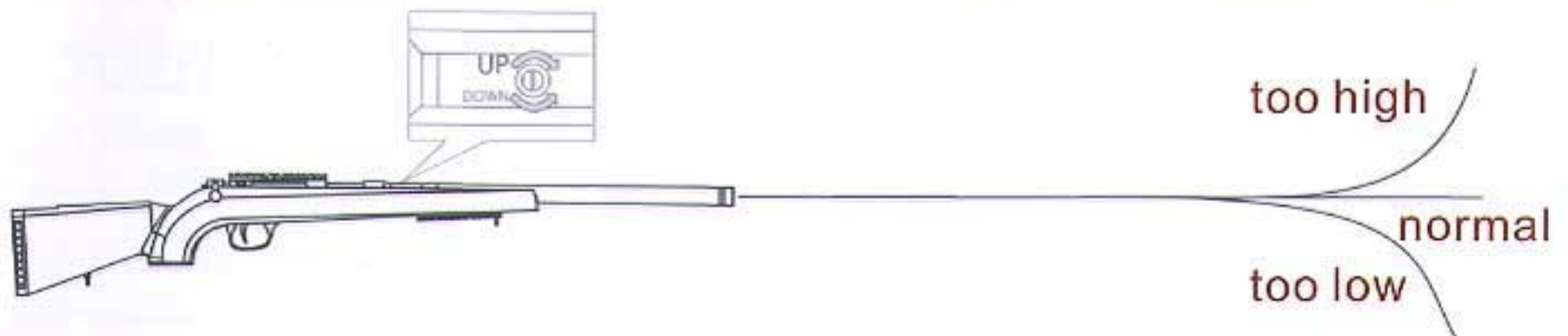
- The Scope and Bipod are designed for UHC UA-315 airsoft rifle only. Please do not use on other airsoft rifles or real weapons in case of danger.
- Please adjust scope and bipod to your most comfortable and appropriate position.

## 3. ADJUSTABLE HOP-UP SYSTEM



Enhancing accuracy more than ever.

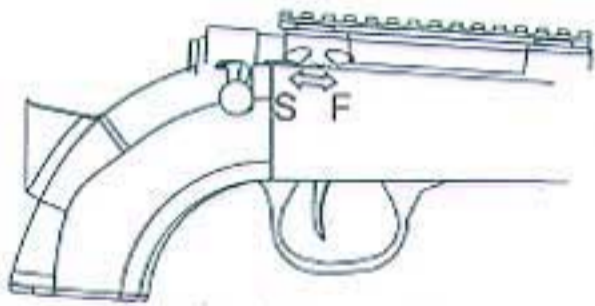
- Please use the enclosed tool to adjust.
- Adjust Hop-Up when using different weight of BBs.



# Shooting Instructions and Precautions

- Never point or wave the airsoft rifle at people or animals.
- Do not put your finger on the trigger unless ready to shoot.
- Do not load BBs into the airsoft rifle unless ready to shoot.
- Always set the safety device to the locked position when not shooting.
- Make sure that your firing range is clear of people and animals before shooting.
- Store the airsoft rifle in a safe place, out of the reach of under aged people.
- Do not use breakable objects for targets or place targets near such objects.
- Use only recommended BBs.
- Do not alter or modify the airsoft rifle or BBs.
- Do not look into barrel at any time.
- Wear eye protection when shooting.
- Store airsoft rifle and BBs in separate locations when not in use.

## SAFETY



- Trigger locked when the safety lever is at "S" position.
- The airsoft rifle is ready to shoot when the safety lever is at "F" position.
- Remain the safety lever at "S" position at all time when not shooting.

## ACCESSORIES

1. T-02



2. T-06



3. BB-20B2



(NOT INCLUDE, SOLD SEPARATELY)

1. Target and BB Retrieval Case.
2. Goggle
3. 0.2g BB, 2000 rounds.