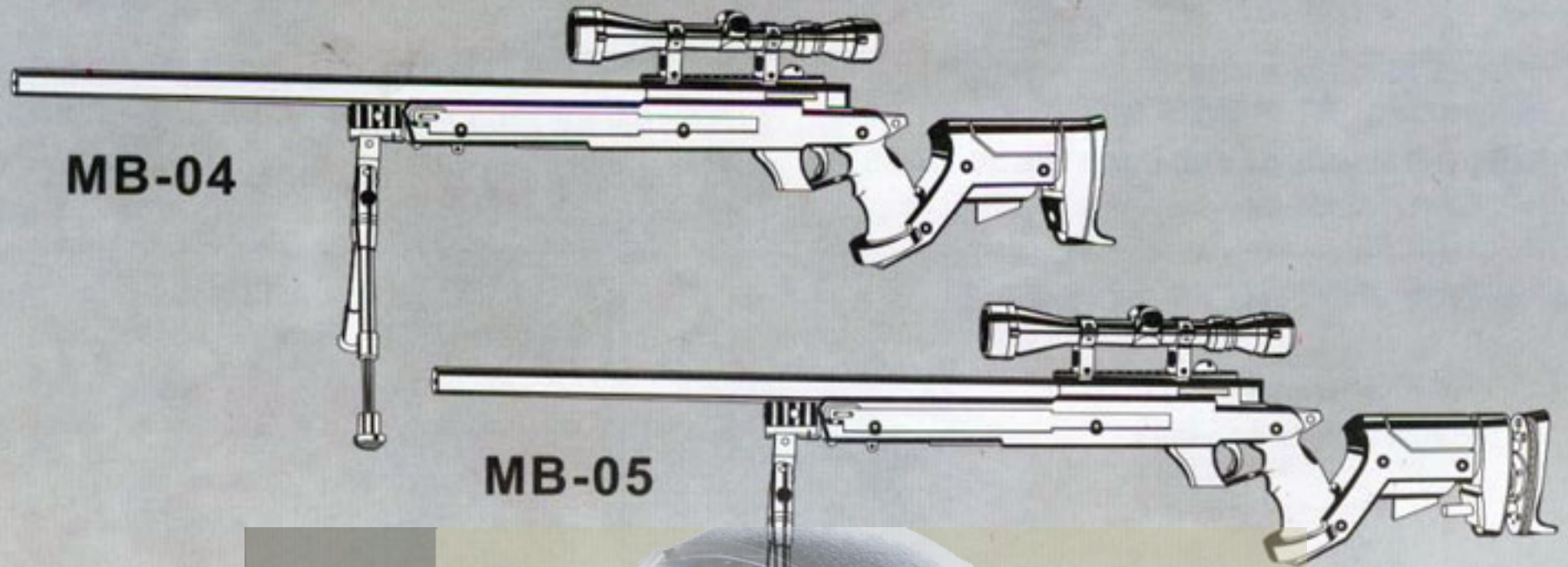


AIRSOFT GUN

INSTRUCTION 使用說明書



Special for sport game, suggest to collect and as exhibit.

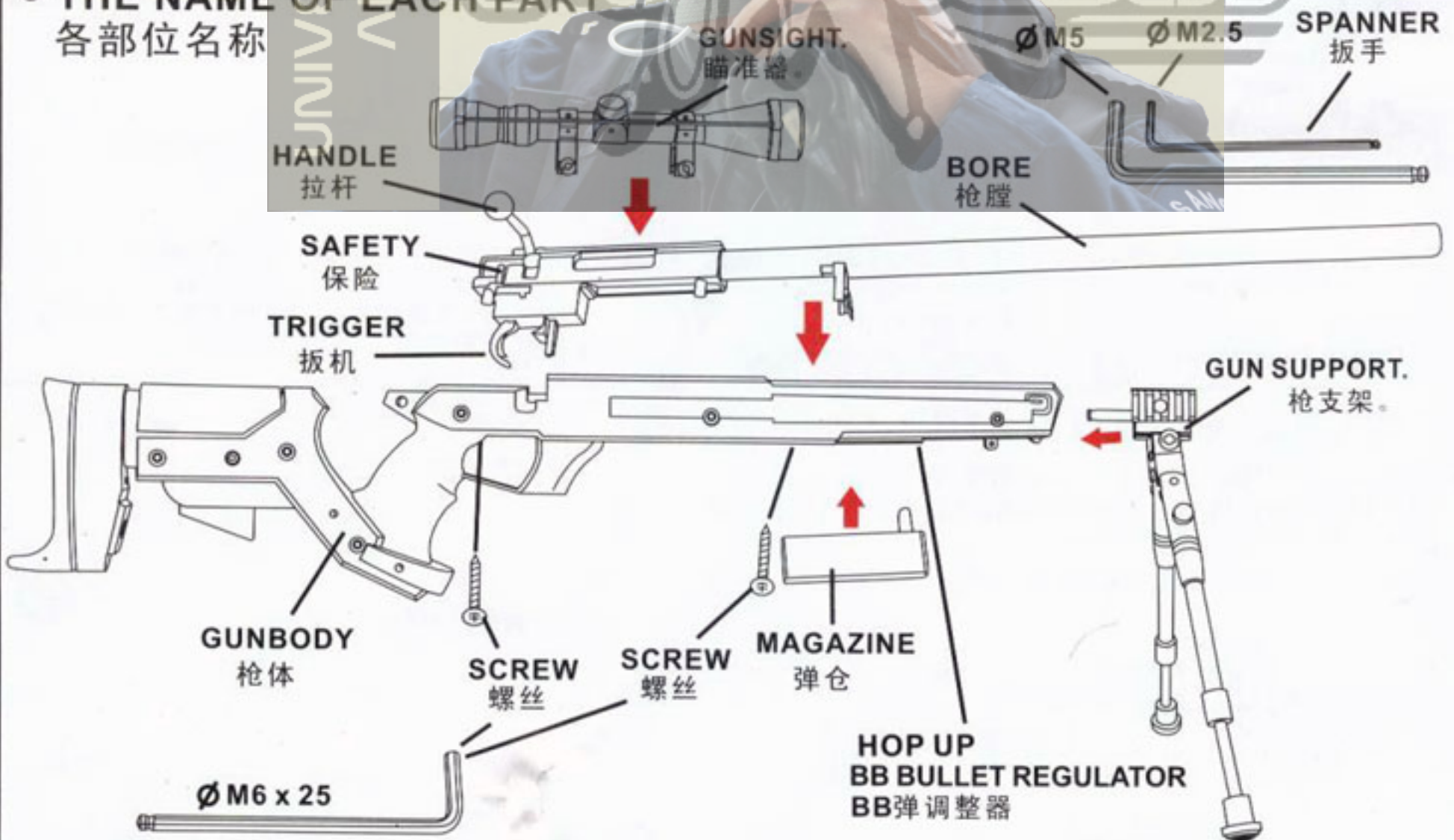
體育競技專用，建議收藏陳列。

Before using the gun, please read this instruction thoroughly, and retain it for future reference. We will not be responsible for any trouble caused by misusing or remodelling with the gun.

使用前請先完整閱讀本說明書，保存此說明書以供今后使用參考。切勿錯誤使用或改裝汽彈槍，否則后果自負。

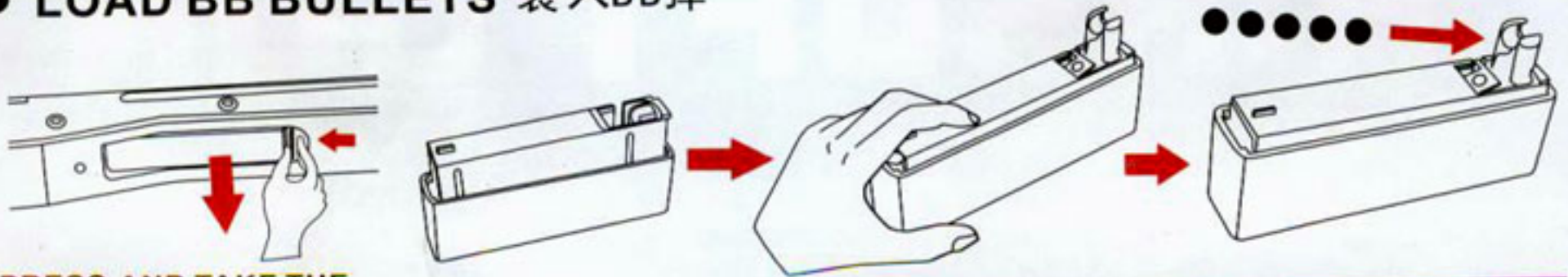
For ages: Above 18
使用對象年齡18歲以上

● THE NAME OF EACH PART 各部位名称



FOLLOW THE DIRECTION OF THE ARROWHEAD TO INSTALL THE GUN, AND SCREW THE BOLT.
跟随箭头方向安装枪体，并拧紧螺丝。

● LOAD BB BULLETS 装入BB弹

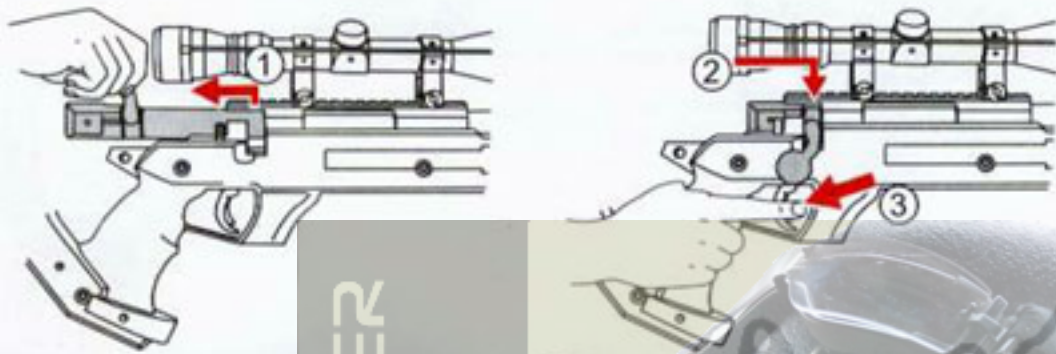


PRESS AND TAKE THE MAGAZINE 按下并取出弹仓

PRESS THE MAGAZINE AND LOAD THE BB BULLETS
压下子弹仓，装进BB弹

USE 6MM BB BULLET. DO NOT SHOOT AT ANY HUMAN OR ANIMAL.
使用6毫米BB子弹。不能对准人或动物射击。

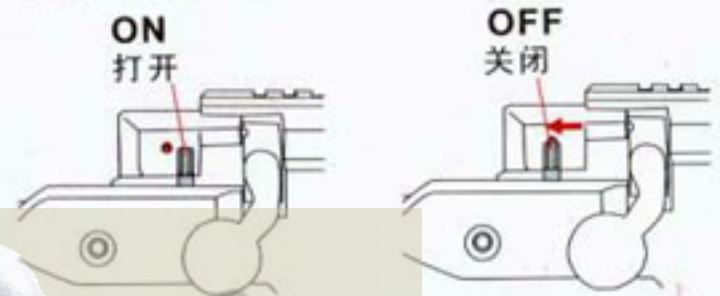
● HOW TO SHOT 射击方法



① **PULL THE COCKING HANDLE UNTIL A CLICK SOUND IS HEARD.**
把阀门拉杆拉至最后直至发出“咔嚓”的声音。

② **PUT ORIGINAL POSITION.** 放回原位置。
③ **AIM AT THE TARGET AND PRESS THE TRIGGER.** 对准射击目标，扣扳机。

● SAFETY SETTING 保险装置



SAFETY SWITCH ON, THE GUN WILL FIRE ONE SHOT EACH TIME THE TRIGGER IS PULLED.
保险开关打开，每扣一次扳机，气枪将出射一发子弹。

SAFETY SWITCH OFF, THE TRIGGER CANNOT BE PULLED. 保险开关关闭，不能扣下扳机。

● MOVABLE PARTS. 可移物件。

Adjust it by ϕ M5 spanner 使用 ϕ M5 扳手调整



SPANNER 扳手
LOOSEN 松开

TIGHTEN 扭紧

LOOSEN THE SCREW (NOT TOTALLY LOOSEN) AND HOIST THE GUN PARTS ON, THEN TIGHTEN THE SCREW.
升高枪部件，首先拧松螺丝（但不要完全松开），当升高后再扭紧螺丝。

● BUTT STOCK ELONGATION. 枪托延长。

CAUTION: 注意
Appropriate instruction of MB-05. MB-05这种枪专用的说明。

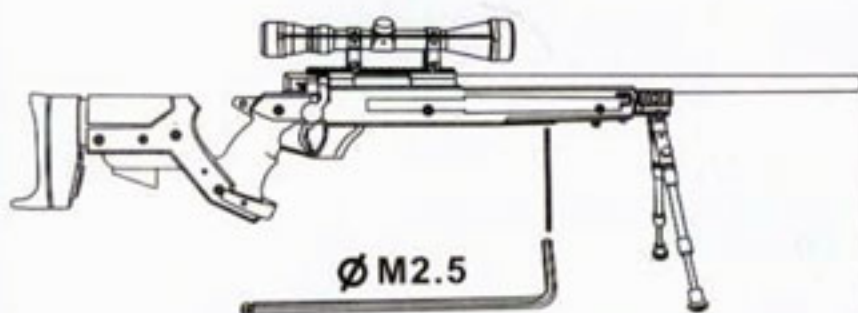


SHOW THE RUNNING ACCORDING TO THE ARROW HEAD, THE GUN SUPPORT TO ELONGATION BACKWARD.
按箭头所示转动，枪托向后延长。

● BB BULLET REGULATOR BB弹调整器

THE BEST POSITION IS WHERE THE BULLETS FLY HORIZONTALLY, AND THE LONGEST FLYING DISTANCE IS OBTAINED.

保持水平方向射击能使BB弹获得最远射程



ϕ M2.5

Adjust it by ϕ M2.5 spanner
使用 ϕ M2.5 扳手调整



HOP UP

