



A-15 PANTHER


SPRING OPERATED SOFTAIR

#17722


CAUTION! Do NOT use 6mm paintballs with this softair. Shooting paintballs with this unit will result in jamming and will void any warranty. For a proper operation use Expert Cubergun BBs 0.20 g (#83200) and 0.25 g (#83205). Never aim at a person. Wear protective goggles. Read instruction manual.




To release the magazine, push on the magazine catch located on the side and slide the magazine out of the rifle. (Make sure the rifle is stored empty of any ammunition, magazine removed, and safety on).



Open the trapdoor as shown on the picture



Load the magazine as shown on the picture. The maximum capacity is 300 rounds.




Magazine replenishment: Rotate the wheel located at the bottom of the magazine as shown by the arrow in this illustration. Rotate until a "click" is heard.

This first step will convey BBs from the storage compartment of the magazine (holds up to 300 rounds) to the feeding mechanism of the magazine for immediate use. Once the available rounds are shot, repeat step one in order to replenish the feeding mechanism again. Repeat at will.




In order to load the chamber, pull firmly the loading handle back until a click is heard, then release. At this stage your softair rifle is loaded. All safety rules must apply among which: do not aim at a person or a hard surface.



To start shooting, aim at a target, put the safety on the "semi" or "auto" position (this rifle is a single shot action and requires loading after each shot). Pull the trigger.



Once finished shooting, put the shooting selector back on the "Safe"




Since this is a single shot action rifle, the "Auto" and "Semi" positions do not make any difference in the firing mode. The rifle needs to be cocked after each shot.

CAUTION! Sometimes two to three BB's will fall out of the gun when the magazine is removed after shooting. This is completely normal and is due to the BB feeding system of the gun and is not indicative of any mechanical defect with the unit. Never fire the gun with an empty magazine, especially in an upside down position (handle facing up). This is to prevent any BB's remaining in the feeding system from being accidentally fired and causing injury.



New L.E (Law Enforcement) foldable stock with 6 positions.

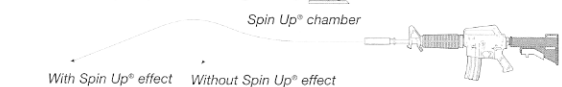


Adjustable rear sight.



Detachable carry handle


"Spin Up" is a technology used in Softair™ guns in order to improve the quality of shooting. It increases the range of Softair™ guns, as the Spin Up® effect rotates the BB at high speed when expelled from the barrel, improving the flying pattern of the BB. The way this technology works is illustrated on the left of this text. A special soft rubber is used in the Spin Up® chamber in order to maximize the Spin Up® effect.



Stained or substandard BBs can be a reason of abnormal fire line or malfunction. Use Expert Cubergun BBs 0.20 g (#83200) and 0.25 g (#83205).

ADJUSTABLE SPIN UP® SYSTEM

Adjust the Spin Up by turning the key clockwise until the desired trajectory is reached. Reduce the Spin Up by turning the key counter-clockwise if BBs remain stuck in the barrel or have erratic trajectories.



CYBERGUN SA, Air Soft Gun® official licensee for the following brands:
 Smith & Wesson, Colt, Uzi, Sig Sauer, Desert Eagle, IMI,
 Taurus, Famas, Tanfoglio, Mauser, Thompson, Auto
 Ordnance, DPMS Panther Arms, Kalashnikov.

CYBERGUN
 www.cybergun.com

Distributed by:
 SOFT AIR USA Inc.
 e-mail: info@softairusa.com

SOFT AIR
 USA

Pictures are for illustration purposes only - Actual product may vary slightly.