


ACETECH

AT1000 Tracer Unit 說明書




一.產品使用說明

- 1.本品需使用夜光BB彈才有效果。
- 2.安裝AT1000時需注意BB槍管螺牙底部到槍管前端的距離不得超過40mm，長度大於40mm時，槍管會遮蔽BB彈的感應元件而造成產品不動作。
(請參考右圖)



- 3.內部為高壓電路，請勿自行拆解以免觸電。
- 4.自動關機啟動與解除設定說明：(出廠設定：自動關機)
關機狀態時，按住電源按鍵不放維持3秒。

- A.電源燈亮起，以每秒鐘閃爍1次則啟動自動關機功能
- B.電源燈亮起，以每秒鐘閃爍2次則解除自動關機功能
設定完成後將自動儲存設定。



5.自動關機說明：

- A.開機後30分鐘無射擊動作就會自動關機
- B.電池低電量時，電源開關將以紅光閃爍3秒後自動關機。

6.電池電力透過電源按鍵顯示：

- A.綠光：高電量
- B.橘光：中電量
- C.紅色：低電量,將閃爍3秒後自動關機。

7.電池使用說明：

- A.請使用高品質鹼性電池。
- B.充電電池建議選用大廠等知名品牌。(enloop,Panasonic,……)
- C.不可使用普通碳鋅電池，將影響AT1000的性能。
- D.長時間不使用產品時請取出電池以免電池漏液造成產品損壞。

二.特點:

- 高效率升壓迴路，每組電池可射擊100000發以上 ※。
 - 支援 1800RPM 以上連發射速。
 - 30分鐘無射擊時自動關機功能。
 - LED低電量警示。
 - 使用4號電池(AAA) x4。
 - 逆14牙接口。
 - 尺寸:156x37mm。
 - 重量:140g(不含電池)。
- ※以enloop充電電池測試結果。


ACETECH

AT1000 Tracer Unit User Manual



Product Description

1. AT1000 takes effect only with using glow in the dark BB bullets
2. When installing AT1000, make sure the gun-barrel doesn't cover the detecting sensors inside AT1000. The sensors are installed around 40 mm from the edge connecting to the gun barrel.



3. Caution: DO NOT disassemble AT1000 on your own. High voltage circuit inside AT1000 may cause danger while disassembly.

4. To switch the setup for automatically turn off the unit:

Turn on the unit while it is off, press and hold the power switch for 3 seconds.

- When power indicator is blinking 1 time per second, the automatic power off function is activated.
- When power indicator is blinking 2 times per second, the automatic power off function is deactivated.
- The setup is automatically saved after setting.



5. The automatic power off feature works at following conditions:

- A. There is no shooting action detected after power on for 30 minutes
- B. When battery is low, power indicator blinks in red for 3 seconds and the unit is powered off.

6. Battery power is shown in different colors from power indicator to represent:

- High power in Green color
- Medium power in Orange color
- Low power in red color

7. Use of battery:

Please use high quality Alkaline battery

Use well known brands like Eneloop, Panasonic for rechargeable batteries

Do not use Heavy Duty battery. It affects on the performance of AT1000

Please take out the batteries when AT1000 is not used for some time.

Feature

- OVER 100000 ROUNDS ※
- SUSTAINED ROF UP TO 1800 RPM
- POWER SAVING / STANDBY MODE
- AUTO POWER OFF
- LOW BATTERY INDICATOR
- USE 4 AAA BATTERIES
- REVERSE 14mm THREAD
- DIMENSION: 156mm x 37mm
- WEIGHT: 140g WITHOUT BATTERY