

USER RESTRICTED TO 18 YEARS OF AGE OR OLDER

ARES SR-002

UNIVERSO SNIPER
AIRSOFT



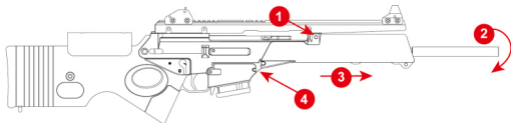
Automatic Electric Airsoft Gun Instruction Manual • Always read through this manual before operation



THE REPLACEMENT PARTS WILL BE AVAILABLE AT OURS LOCAL DISTRIBUTOR AND DEALERS

BATTERY INSTALLATION

USE THE SPECIFIED BATTERY FOR YOUR GUN.
8.4V 1700MAH



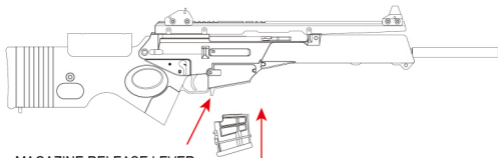
1.REMOVE THE PIN

2.LOOSE THE BARREL
(CLOCKWISE)

3.REMOVE THE HANDGUARD

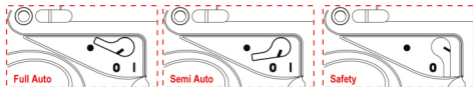
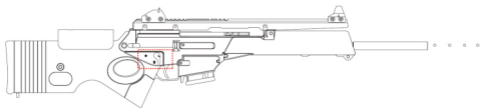
4.INSTALL BATTERY

SETTING MAGAZINE



MAGAZINE RELEASE LEVER

FIRING MODE / SAFETY

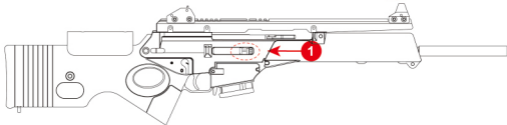
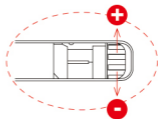


HOP UP ADJUSTMENT

THE ACCURACY OF AN AIRSOFT GUN CAN BE GREATLY INCREASED BY ADJUSTING THE HOP-UP, SO YOU HAVE GREATER CONTROL OVER WHERE YOUR PELLETS END UP.

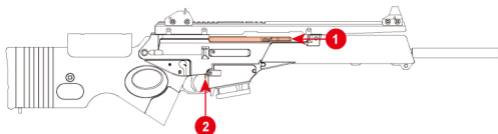
+ NOT ENOUGH HOP UP

- EXCESSIVE HOP UP

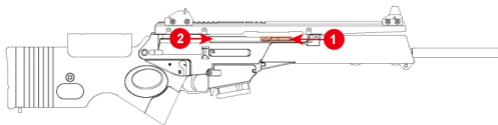


BOLT LOCK & RELEASE

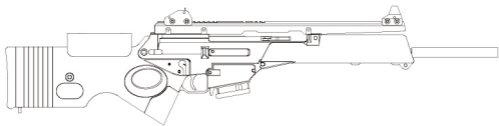
1. PULL COCKING LEVER TO POSITION.
2. PUSH TO LOCK BOLT.



1. PULL COCKING LEVER TO THE END.
2. RELEASE BACK TO POSITION.



 **WARNING**



- .Do not aim or shoot a person or animal as the target.
- .Avoid pulling the trigger carelessly.
- .Always put the gun in a case or bag when you carrying it.
- .Always set the switch lever to the safety position.
- .Do not look into the gun muzzle.
- .Always wear eye protective gear.
- .Store the airsoft gun at the places out of reach by children.
- .Do not disassemble or modify the airsoft gun.

DATA OF ARES SR-002 ELECTRIC GUN

SR-002



FEATURES

- Metal Gear Box
- Easy Power Step Up System
- Bolt Locking & Functional Bolt Catch
- Aluminium Outer Barrel

BATTERY:	8.4V 1700mAH
MAGAZINE CAPACITY:	20rds (6mm BB)
MODE:	Full Auto / Semi / Safe
MATERIAL:	Nylon Fiber + Zinc Alloy
MOTOR:	High Torque Flat Motor
HOP-UP:	Adjustable
LENGTH:	980 / 1030mm (In 6 Steps)
WEIGHT:	3600g
VELOCITY:	350-380FPS



FOR MORE DETAIL INFORMATION PLEASE VISIT OUR WEBSITE

SAFETY

- DO NOT MODIFY OR ALTER YOUR AIRSOFT GUN. Attempts to modify the airsoft gun in way may make your airsoft gun unsafe to use, cause serious injury or death and will void the warranty.
- Always check to see if the airsoft gun is "ON SAFE" and unloaded when getting it from another person or from storage.
- Always keep the airsoft gun "ON SAFE" until you are ready to shoot in a SAFE DIRECTION.
- Misuse or careless use may cause serious injury.
- Do not look into the gun muzzle.
- Do not ever point the airsoft gun at anything you do not intend to shoot.
- You and other with you should always wear shooting glasses to protect your eyes.
- If your reading or prescription glasses are not safety glasses, make sure you wear shooting glasses over your regular glasses.
- Do not put the airsoft gun away loaded. Make sure ALL of the plastic BBs are unloaded from the airsoft gun.
- Do not shoot at hard surfaces or at the surface of water. The plastic BBs may bounce off or ricochet and hit someone or something you had not intended to hit. If the plastic BBs should happen to hit a hard surface, do not reuse those plastic BBs because they could cause possible damage to your airsoft gun.
- Use 6 mm plastic BBs only.
- Always put the airsoft gun in a case or bag when you carrying it.
- Always store this airsoft gun in a secure location and at the places out of reach by children.
- Always treat the airsoft gun as though it is loaded and with the same respect you would a firearm.
- Using unauthorized repair centers or modifying the function of your airsoft gun in any way may be unsafe and will void your warranty.
- We are not responsible for any malfunction, accidents, injuries or repair cost resulting from misuse, or by disassembly and modification of the airsoft gun.



Manufacturer & Brand Owner : Forever Good (Hong Kong) Ltd.

ARES[®]



SHOOTER



Worldwide:

Ares Website: <http://www.aresairsoft.com>

General Enquiries: ares@aresairsoft.com

North America: ZShot

Exclusive Distributor - <http://www.ZShot.com>

Dealer Inquires: Sales@ZShot.com Technical Support: Support@ZShot.com