


# BIMMA SERIES



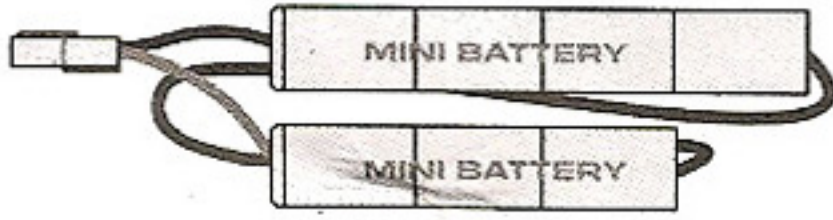
**REINFORCED GEARBOX WITH 7MM BEARING  
METAL HOP-UP CHAMBER SET**



 Always read through this manual before operation.



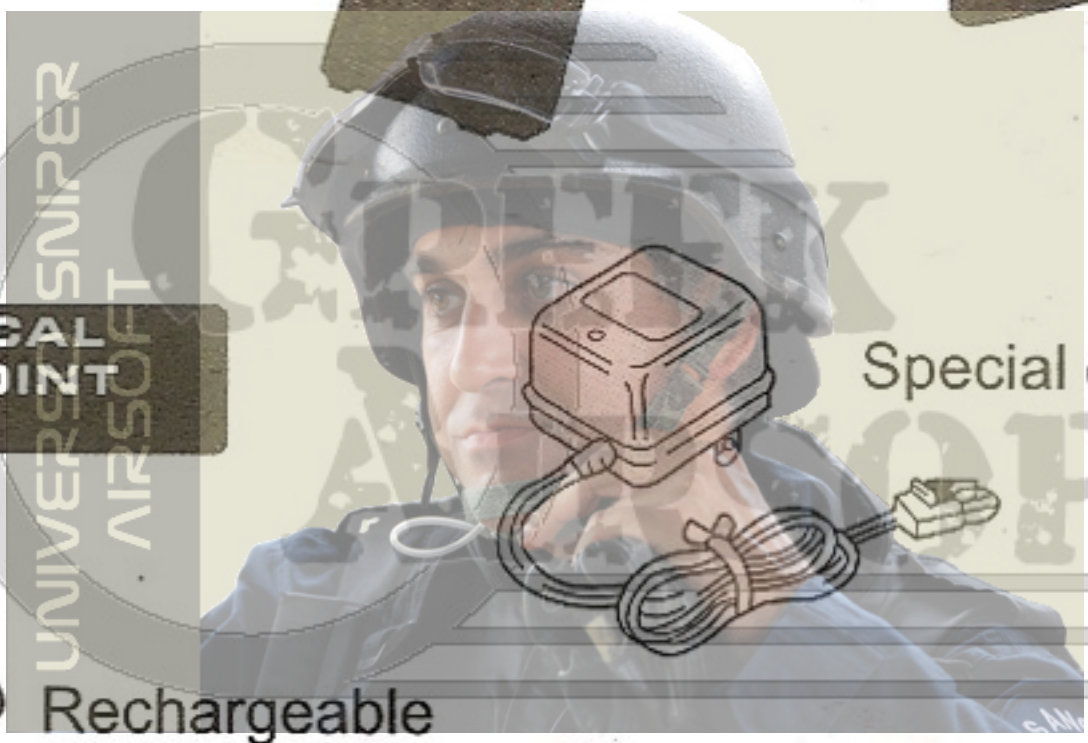
TACTICAL  
*One* POINT  
SLING




MINI BATTERY

MINI BATTERY


Rechargeable  
battery



Special charger




Vertical Forward Grip



Cleaning Rod

## SETTING THE BATTERY

8.4v1100mAh mini Battery




MINI BATTERY


MINI BATTERY

High Capacit  
Will Fit 8.4-9.


# WARNING




Always use precision BB Bullets for this air gun. Never use any used BB bullets.




Never hold the gun sideways as the BB bullets will curve right or left. This is due to the HOP-UP system.




Pulling the trigger with the safety lever being set to SAFE may damage the gun.



Don't disassemble beyond what is necessary. Or the gun may be damaged.



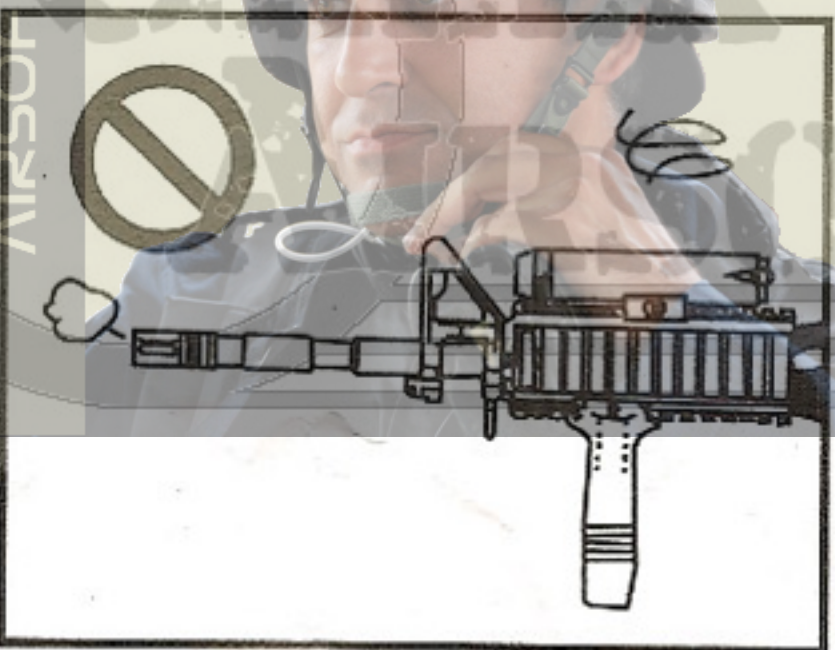
Never aim or shoot a person or animal as the target. Always set the selector on SAFE position except when you are ready to shoot a target.




Smell may be generated from the motor for a while when a new air gun is operated, this is the normal operation of the gun.



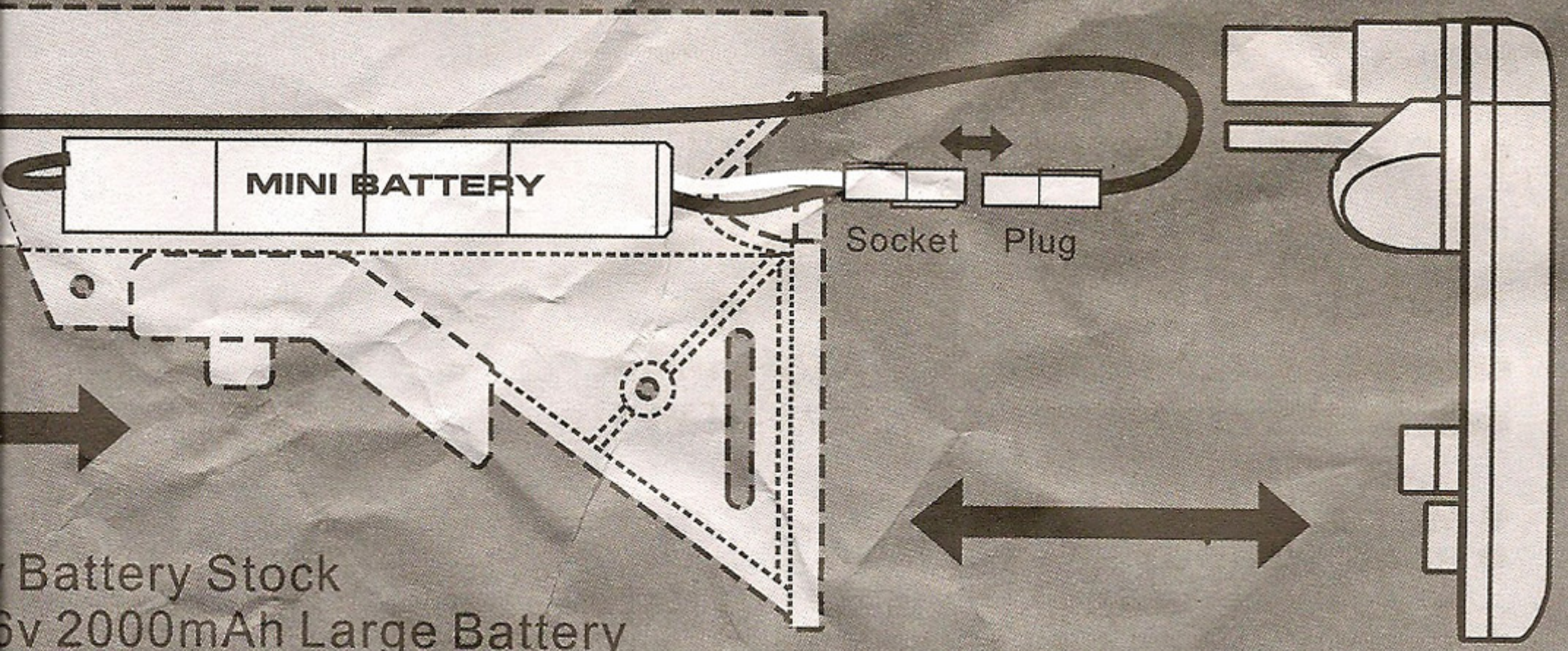
Don't look directly into the gun barrel to avoid accidental discharge of BB.



When bullets are clogged, immediately stop operation. Remove clogged bullets and then restart operation of the air gun.



Select a safe place for operating the air gun, avoiding places where people and cars pass cross or third persons are around.



Battery Stock  
6v 2000mAh Large Battery

# 2007 NEW TYPE



NEW M4A1  
BI-3681



Sd M4  
BI-3881



M4 CQB  
BI-3981

# 2006 TYPE



SIR#45 M4  
BI-3381



CASV M4  
BI-3581



## OUTER BARREL



G&P TYPE  
TM TYPE

- METAL BODY
- PLASTIC BODY