

GC12 S.P.R.

INSTRUCTION MANUAL



⚠ WARNING !!

- Adult supervision required.
- May be hazardous up to 50 meters.

- Stop shooting when the battery power is low.
- Do not adjust the motor without authorization or by certified technician.
- Always wear eye protection when using this product.
- Misuse or careless handling of this product may cause injury.

- This product is intended for users 18 years or older.
- Read all instructions before using this product.
- The buyer and the user of this product shall adhere to all local laws regulating the usage and the ownership of airsoft guns.

RETRACTABLE STOCK



Press the stock release lever to unlock.




Adjust the position (6 position).

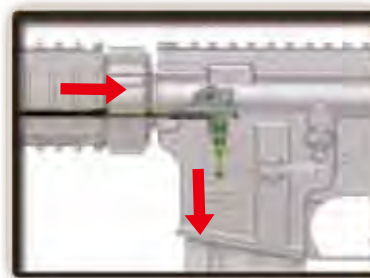
UNJAM



Remove the magazine.



Return the hop up dial to normal position and insert the cleaning rod from the lead edge of the inner barrel.



Be sure to have the rod facing down and reaching to the end to remove clogged pellets.

TROUBLE SHOOTING



Selector lever is set to safety. Set the selector lever to Semi or Full Auto.



No operation. Check the wire set contact on the motor.




No operation. Make sure the battery is fully charged and wires are properly connected.

INSTALLING RAIL COVER



Press the metal spring to release the rail cover.



Slide to an appropriate position.


REAR SIGHT ADJUSTMENT



SMALL HOLE. Used for precision firing.




LARGE HOLE. Used for full automatic firing.



WINDAGE KNOB (left / right adjustment)

REAR SIGHT ADJUSTMENT



Press down the button to fold the rear sight.



Remove the screw by turning counterclockwise.

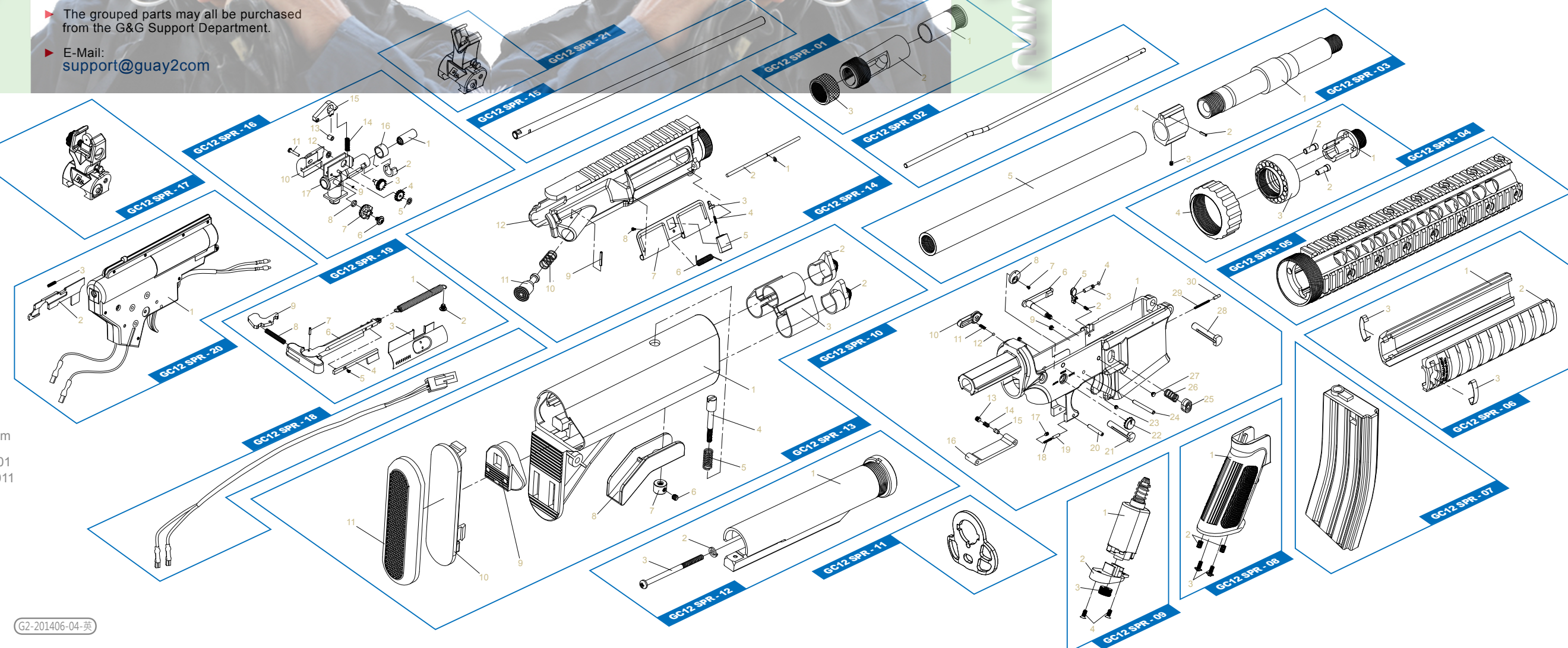


Pull the charging handle until the rear sight has been removed.

PARTS LIST

GC12 SPR - 01	Flash Suppressor	GC12 SPR - 12	Buffer Tube Set
GC12 SPR - 02	Imitation Gas Tube	GC12 SPR - 13	Retractable Stock Set
GC12 SPR - 03	Outer Barrel Set	GC12 SPR - 14	Upper Receiver Set
GC12 SPR - 04	Delta Ring	GC12 SPR - 15	Inner Barrel
GC12 SPR - 05	Rail System Set	GC12 SPR - 16	Hop-Up Set
GC12 SPR - 06	Rail Cover	GC12 SPR - 17	Rear Sight
GC12 SPR - 07	450 Hi-Cap Magazine	GC12 SPR - 18	Battery Wire
GC12 SPR - 08	Grip Set	GC12 SPR - 19	Charging Handle Set
GC12 SPR - 09	Motor Set	GC12 SPR - 20	Gear Box Set
GC12 SPR - 10	Lower Receiver Set	GC12 SPR - 21	Front Sight
GC12 SPR - 11	Sling Swivel		

▶ The grouped parts may all be purchased from the G&G Support Department.
▶ E-Mail: support@guay2com



TAIWAN

Sales Dept. | sales@guay2.com , b2b@guay2.com
Technology Support Dept. | support@guay2.com
PR Dept. | pr@guay2.com

Chang Hua Headquarter | Tel : +886-4-798-9000 Fax : +886-4-798-9900
No.999, Zhonghua Rd. Shengang Township, Changhua County 50955, Taiwan (R.O.C.)

Taipei | Tel : +886-2-2692-2000 Fax : +886-2-2692-4000
11F-3., No.27, Lane 169, Kangning St. Shijr City, Taipei County 22180, Taiwan (R.O.C.)

U.S.A.

E-mail | sales101@guay2.com

Los Angeles | Tel : +1-626-581-0101 Fax : +1-626-581-1011
1122 Coiner Court, City of Industry, CA 91748 (U.S.A.)

Dealer