



INSTRUCTION MANUAL

GR16 C.Q.W. RUSH

BLK/DST



WARNING !!

- Adult supervision required.
- Always wear eye protection when using this product.
- Misuse or careless handling of this product may cause injury.
- May be hazardous up to 50 meters.
- This product is intended for users 18 years or older.
- Read all instructions before using this product.
- The buyer and the user of this product shall adhere to all local laws regulating the usage and the ownership of airsoft guns.



SAFETY ON
The trigger cannot be pulled



SEMI AUTO
Single shot



FULL AUTO
Automatic firing





RECOMMENDED BATTERY TYPE
G-11-056
NI-MH 9.6V 1600 mAh

FIRING MODE & SAFETY

COMPONENTS

CAUTION

1. Please select quality battery with the CE approval, to avoid any unnecessary damage on the product.
2. Please use either 8.4V or 9.6V battery, if different voltage used, it might damage the product.
3. Remove the battery from the product when it is not in use.
4. Do not wet nor incinerate the battery, nor to deform the terminal.



1. Push the butt plate lock (both sides)
2. Pull out the butt plate.



Take off the cover.



Pull out the wire connector.



Connect battery plug with the connector until you heard a click sound.



Insert the battery into stock.



Reinstall the battery cover and butt plate.

BATTERY SETTING

CAUTION

It is strongly recommended the use of G&G BB pellets only. Using low quality BB pellets will shorten product life span and void product warranty.



Open the cover of magazine.



Load G&G 5.95mm BB pellets into the magazine.



Close the cover plate then turn the gear until the sound changes.



Insert the magazine until you heard a click sound.

SETTING MAGAZINE

HOP-UP ADJUSTMENT

CAUTION

Do not catch your fingers in the dummy bolt. Never hold the gun sideways as the BB pellets will curve right or left.




Turn to **Normal** Turn to **Hop**

Too much Hop-up. (Turn the adjust lever toward Normal)

Best Position.

Not enough Hop-up. (Turn the adjust lever toward Hop)
 or Too much Hop-up. (Turn the adjust lever toward Normal)



New Blow Back Pneumatic System

True to the faith of mimicking real life firearms, G&G is proud to present its new Pneumatic Blow Back system to its line of airsoft guns. Conventional airsoft blow back utilizes tow hook springs to mimic real life bolt actions, which often lead to excess wear and tear and poor reliability in the gear box. To alleviate the problem of conventional systems, G&G has independently developed the Pneumatic Blow Back system; a piston driven, gas operated mechanism to better mimic real life bolt actions. This new technology utilizes compressed air to move the bolt, which enables the action without adding extra stress to the gear box. This class leading system represents a significant milestone in the airsoft industry.

- TAIWAN**
Patent No : M300797
- USA**
Patent No : 11/488698
- HONG KONG**
Patent No : 06107627.0
- JAPAN**
Patent No : 實 願 2006-1459

- EUROPEAN UNION**
Patent No : 460191 814454
- CHINA**
Patent No : 200620122468.9
- DENMARK**
Patent No : BA2007 0069
- U.K.**
Patent No : 614422.4

INSTRUCTION MANUAL

GR16 C.Q.W. RUSH

TOP FIVE



**FUTURE INNOVATION
FINEST QUALITY
FAST SERVICE
FREE ITEMS
FAIR PRICE**



SPECIAL SHOOTING
Used for precision firing.



COMMON SHOOTING
Used for full automatic firing.



WINDAGE KNOB (left / right adjustment)
ELEVATION KNOB (up / down adjustment)

REAR SIGHT ADJUSTMENT

CAUTION

Keep the selector on Safe mode until you are actually ready to shoot.

RETRACTABLE STOCK



Press the stock release lever to unlock.



Adjust the position (6 position).

WINDAGE ADJUSTMENT KNOB



Detachable rear sight.



Turn the knobs counterclockwise to disassemble the rear sight.




Take off the rear sight to install other accessories.


MAINTENANCE



Remove the magazine.



Return the hop up dial to normal position and insert the cleaning rod from the lead edge of the inner barrel.



Be aware to have the rod facing down and reaching to the end, and remove clogged pellets.

OPTIONAL PARTS



G-12-006
CD13-TRT30GD




G-03-065
Forward Grip-BK (ABS injection)

FOLDING FRONT SIGHT



Folding the front sight.



Press the plate back.



Press against the folding front sight.

TROUBLE SHOOTING



Adjust screw when the gear noise becomes shrilly.



No operation

Check the wire set contact with motor.



No operation

Check the battery and connector.

PARTS LIST

- | | |
|---|---|
| GR16 Rush- 01 Flash suppressor set | GR16 Rush- 16 Enhanced rod set |
| GR16 Rush- 02 Rail system set | GR16 Rush- 17 Hi-cap 450R magazine |
| GR16 Rush- 03 Rear sight base set | GR16 Rush- 18 Lower receiver set |
| GR16 Rush- 04 Rear sight set | GR16 Rush- 19 Trigger guard set |
| GR16 Rush- 05 Hop-up set | GR16 Rush- 20 Selector plate |
| GR16 Rush- 06 Slip ring set | GR16 Rush- 21 Rear frame lock pin set |
| GR16 Rush- 07 Inner barrel | GR16 Rush- 22 Grip |
| GR16 Rush- 08 Upper receiver set | GR16 Rush- 23 Motor set |
| GR16 Rush- 09 Charging handle set | GR16 Rush- 24 Grip bottom set |
| GR16 Rush- 10 Port cover set | GR16 Rush- 25 Extended stock set |
| GR16 Rush- 11 Front frame lock pin set | GR16 Rush- 26 Gear box set |
| GR16 Rush- 12 Bolt catch set | GR16 Rush- 27 Barrel base set |
| GR16 Rush- 13 Selector lever set | GR16 Rush- 28 Blow back pneumatic piston |
| GR16 Rush- 14 Magazine catch set | GR16 Rush- 29 Charging plate |
| GR16 Rush- 15 Stock washer | GR16 Rush- 30 Charging upper cover |
| | GR16 Rush- 31 Switch plate |

MANUFACTURED BY G&G ARMAMENT

TAIWAN

Sales Dept. | sales@guay2.com , b2b@guay2.com
Technology Support Dept. | support@guay2.com
PR Dept. | pr@guay2.com

Chang Hua Headquarter
Tel : +886-4-798-9000 Fax : +886-4-798-9900
No.999, Zhonghua Rd. Shengang Township,
Changhua County 50955, Taiwan (R.O.C.)

Taipei
Tel : +886-2-2692-2000 Fax : +886-2-2692-4000
11F-3., No.27, Lane 169, Kangning St. Shijr City,
Taipei County 22180, Taiwan (R.O.C.)

U.S.A.

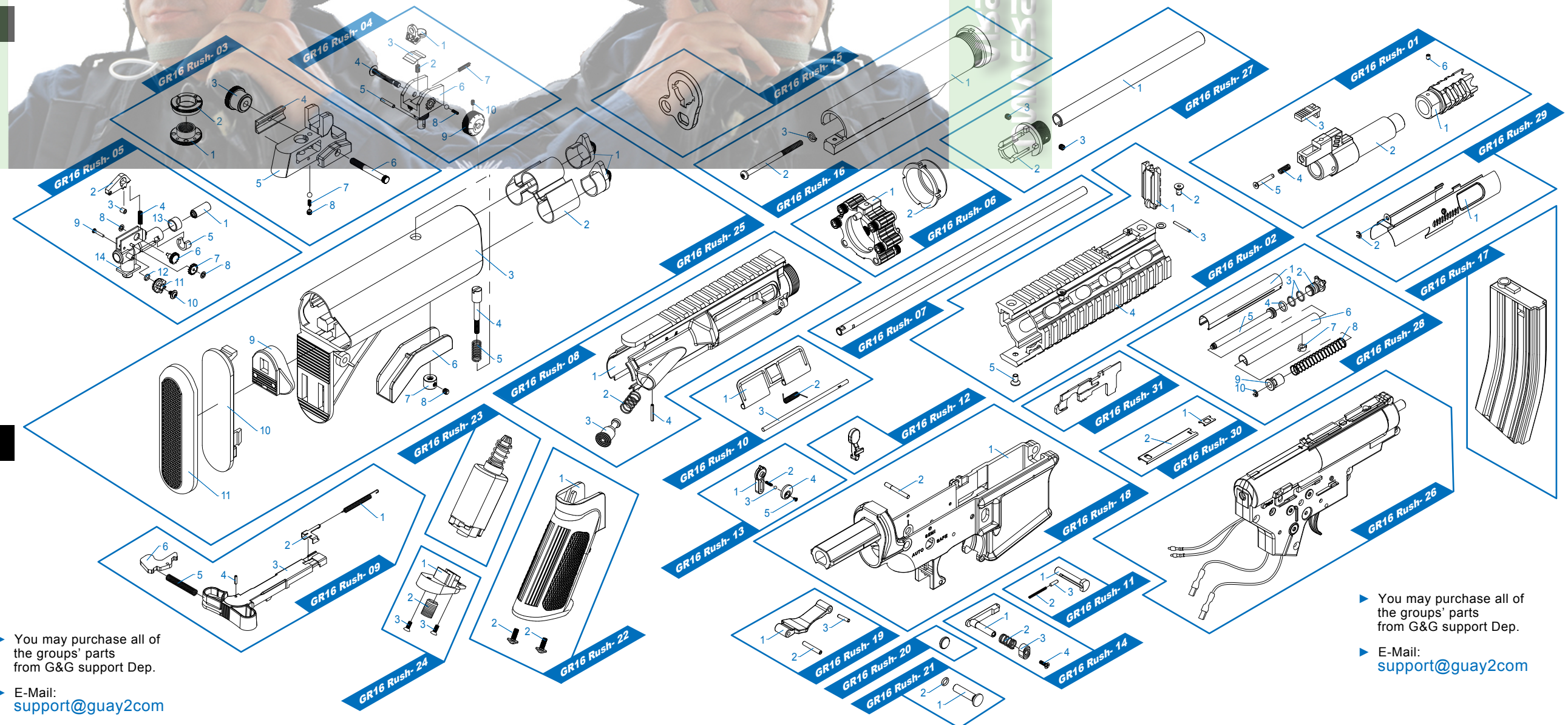
E-mail | sales101@guay2.com

Los Angeles
Tel : +1-626-581-0101
Fax : +1-626-581-1011
1122 Coiner Court,
City of Industry,
CA 91748 (U.S.A.)

Dealer

▶ You may purchase all of the groups' parts from G&G support Dep.

▶ E-Mail: support@guay2.com



▶ You may purchase all of the groups' parts from G&G support Dep.

▶ E-Mail: support@guay2.com