



GR4 G26 Instruction Manual

G&G ARMAMENT
AIRSOFT GUNS & ACCESSORIES

www.Guay2.com
Manufactured by G&G Armament
Printed in Taiwan



RETRACTABLE STOCK (GOS-V1)

CAUTION

Keep the selector on Safe mode until you are actually ready to shoot.



Press the stock release lever to unlock.




Adjust the position (6 position).



Extra Storage Space - Press the button then pull out.

SIGHT ADJUSTMENT



WINDAGE KNOB (left / right adjustment)
ELEVATION KNOB (up / down adjustment)



Rear Sight - Flip down or up



Front Sight - Flip down or up


MAINTENANCE



Remove the magazine.



Return the hop up dial to normal position and insert the cleaning rod from the lead edge of the inner barrel.



Be aware to have the rod facing down and reaching to the end, and remove clogged pellets.

TROUBLE SHOOTING



Adjust screw when the gear noise becomes shrilly.

The screw at bottom of the grip. Please use the screwdriver to adjust.



No operation


Check the wire set contact with motor.

OPTIONAL PARTS

G26 Laser & LED build-in Hand Guard Set



LASER BATTERY SETTING




Push the upper handguard forward and pull the knob toward flash hinder then pull out upward.



Pull out the cover and insert the CR123A battery.

LED LIGHT BATTERY SETTING



Unscrew both side and take off the front barrel.



Open the cover and insert the CR123A battery.

PARTS LIST

- | | | | |
|--------------|--------------------------|--------------|----------------------------|
| GR4 G26 - 01 | Flash suppressor | GR4 G26 - 17 | GMAG-V1 magazine |
| GR4 G26 - 02 | Front barrel set | GR4 G26 - 18 | Lower receiver set |
| GR4 G26 - 03 | Lower handguard set | GR4 G26 - 19 | Trigger guard set |
| GR4 G26 - 04 | Upper handguard set | GR4 G26 - 20 | Selector plate |
| GR4 G26 - 05 | Hop-up set | GR4 G26 - 21 | Rear frame lock pin set |
| GR4 G26 - 06 | Slip ring set | GR4 G26 - 22 | Grip set |
| GR4 G26 - 07 | Inner barrel | GR4 G26 - 23 | Motor set |
| GR4 G26 - 08 | Upper receiver set | GR4 G26 - 24 | Grip bottom set |
| GR4 G26 - 09 | Charging handle set | GR4 G26 - 25 | GOS-V1 stock set |
| GR4 G26 - 10 | Port cover set | GR4 G26 - 26 | Gear box set |
| GR4 G26 - 11 | Front frame lock pin set | GR4 G26 - 27 | Barrel base set |
| GR4 G26 - 12 | Bolt catch set | GR4 G26 - 28 | Blow back pneumatic piston |
| GR4 G26 - 13 | Selector lever set | GR4 G26 - 29 | Charging plate |
| GR4 G26 - 14 | Magazine catch set | GR4 G26 - 30 | Charging upper cover |
| GR4 G26 - 15 | Stock washer | GR4 G26 - 31 | Selector plate |
| GR4 G26 - 16 | Enhanced rod set | GR4 G26 - 32 | Rear Sight |

MANUFACTURED BY G&G ARMAMENT

ADDRESS **Changhua** / No. 999, Zhonghua Rd., Shengang Township, Changhua County 50952, Taiwan
Taipei / 11F-3, NO.27, Lane 169, Kangning St, Shijr City, Taipei County 22180, TAIWAN

E-Mail **Sales Department** / sales@guay2.com
b2b@guay2.com


Technology support Department / support@guay2.com

WEBSITE www.guay2.com

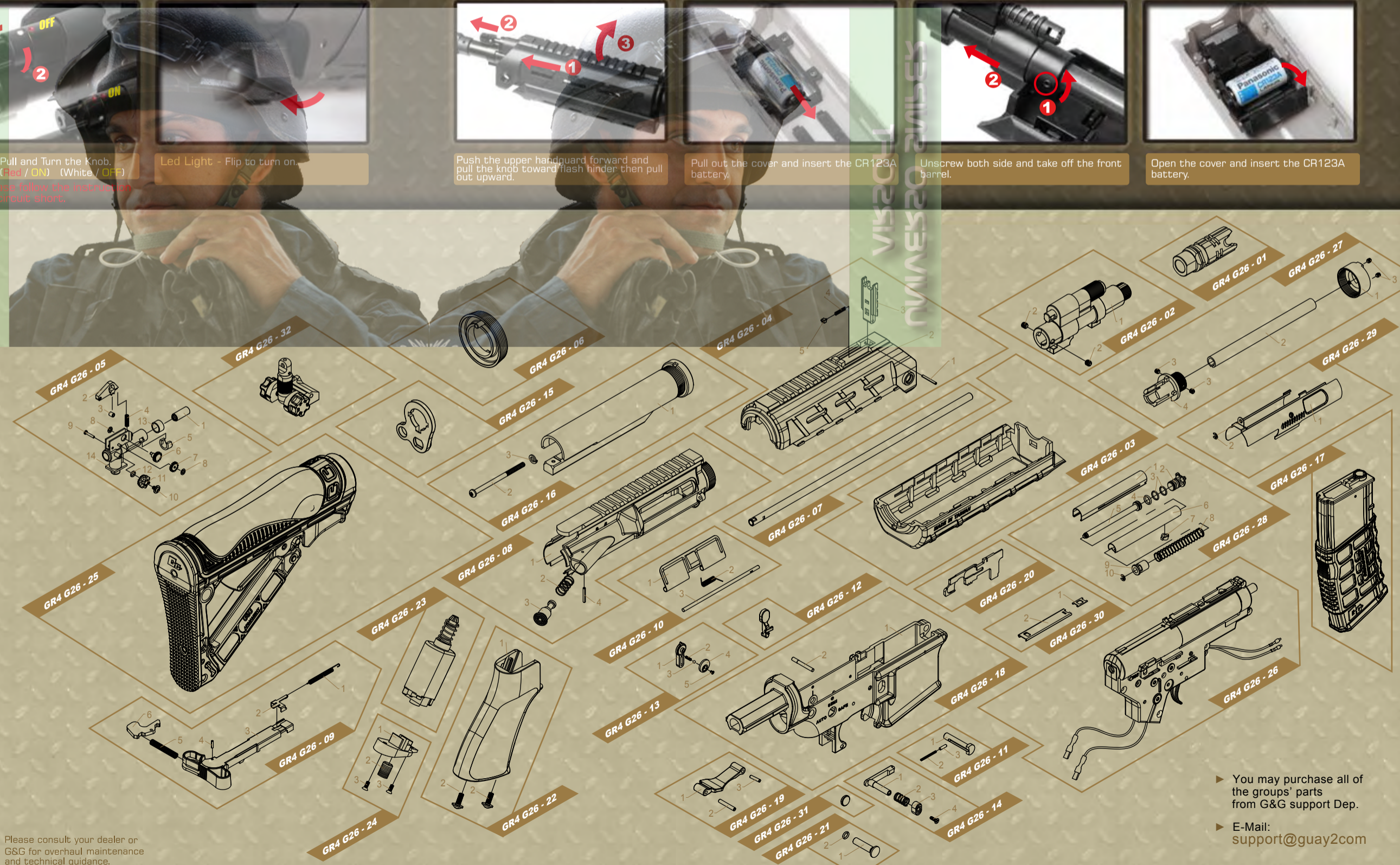
TEL **Changhua** / 886-4-798-9000
Taipei / 886-2-2692-2000

FAX **Changhua** / 886-4-798-9900
Taipei / 886-2-2692-4000

Dealer



Please consult your dealer or G&G for overhaul maintenance and technical guidance.



▶ You may purchase all of the groups' parts from G&G support Dep.
▶ E-Mail: support@guay2.com