

WITH BASICILTY BATTERY(7.2V)

AIR PISTON AND CYLINDER

GUN BODY (MADE OF AL)

PISTON SPRING

CHANGEABLE PRESSURE RAISER BOX

BALLISTIC BOX AND BB BALLISTIC CONTROLLED LEVER

BALLISTIC RESERVED ROOM

DIFFERENT KINDS OF GEARS

HIGH OUTPUT POWER OF ENGINE

# M4A1 KERLT AUTOMATIC CARBIN GUN M4A1

# M4A1-2006B



## THE BEST CARBIN GUN ALL OVER THE WORLD --- KERLT AUTOMATIC CARBIN GUN M4A1

In the war against Iraq, American army-the most powerful and armed with the high-tech weapons-picked up Carbin gun .

You can install different kinds of latest accessories to increase its functions, it is smaller and easier to operate than the rifle with the same inch.

You can install different kinds of latest accessories to increase its functions, it is smaller and easier to operate than the rifle with the same inch. So from the infantry to the special technical troops (American land force infantry to the special technical troops and shock brigade), the Carbin gun M4A1 is broadly accepted and becomes the most popular rifle.

Its origin should trace to the Vietnam war in 1965, the "M16A" Carbin gun was designed by the well-known YUZINSUTONA in the series of XM177. In order to complete some special mission, the special technical troops have to shuttle through the forest, so they prefer to use XM177 for fighting. However, the XM177 has its short comes, its body is too short, and it sprays a lot of flame in the muzzle while shooting. So it is easily recognized by the enemy, what' s worse, it conducts very loud noise.

After entering the 80s, the improved M16A2 took the place of M16A, and was quickly accepted all over the army. The shorter Carbin M16A2, which was of the same sample of M16A2 (the gun body was 3 inches shorter than the XM), was accepted by the special technical troops, and was used in all kinds of secret warfare.

Entering 1990, the Gulf War, the whole world was involved in a new war. While in the age of peace, the importance of the special technical troops, which tended to be smaller, had regained the recognition of the government. And therefore the special technical


troops union--SOCOM was born. SOCOM was chosen by the American Army, and a new project was planned. In 1994, the fourth generation of Carbin would be put into use.

The automatic Carbin M4A1 of the Kerlt series which is enclosed herewith matched accessories, has been improving all the time, what' s more , it is adopted in the special war by the special technical troops, without any question, it has become the most powerful Kerlt automatic Carbin gun M4A1.

## ELECTRIC GUN--KERLT AUTOMATIC CARBIN GUN M4A1

The most latest electric gun-M can be called as the top one of the automatic electric gun series in Vinbo . Its function of balance and size make it the best to the boys. The feature of the M4A1 is that its subtle structure is the copy of the real gun, and the tougher part are made of metal accessories. The ballistic box can store about 180 bullets. And therefore, it is the most attractive boy' s gun. It is installed with "electric structure box" inside, and plus the high-output engine, which enables the shoot of 15 bullets per second. What' s more, with only a press of the button, the automatic and semi-automatic patterns can be exchanged instantaneously, its operation is almost the same as the real gun. What' s more, this automatic electric gun series installs the changeable pressure raiser room, which is fit to install BB ballets, and therefore the shooting from the flat form to distance ballistic curve is become true, that is what we call- "100 percent real" . However, the most important part is that the "Electric Boy' s Gun/ Kerlt Automatic Carbin gun M4A1a" will bring you to a world of "electric gun" .

THE DATA OF ELECTRIC BOY' S GUN/ KERLT AUTOMATIC CARBIN GUN M4A1A	
NAME	ELECTRIC GUN/ KERLT AUTOMATIC CARBINGUN M4A1A
LENGTH	652MM/724MM(WHEN IT REACHES THE BALLISTICBOX)
WEIGHT	1,030G (INCLUDE BASICITY BATTERY 7.2V)
BALLETS	AT MOST 28 ROUNDS OF BULLETS(BB CONTROL LEVER) + 180 ROUNDS OF BULLETS (BALLISTIC RESERVED ROOM)
BB BALLETS	0.15G 6MM BB BULLET





# ATTENTION <INSTRUCTION>

It is for you to enjoy the fun of shooting that this soft ballistics gun is designed. So you should have sound comprehension before you enjoy the fun. Of 20-30m. If it is not properly used, there would be some risk. And strictly follow them while using it, and then, you can enjoy the fun.

**ATTENTION** Please pay attention: you would probably be hurt if you don't follow the instructions.

**ATTENTION** MAKE SURE TO WEAR PROTECTION GLASSES TO PROTECT YOUR EYES.




Make sure to wear protection glasses while shooting BB bullets or playing game. What's more, the BB bullet will go back once it hits hard object, (attention: please don't aim at people.)

**ATTENTION** DON'T AIM AT PEOPLE AND ANIMALS.




Please don't aim the soft ballistic gun at people or animals. Please cover the muzzle with the safe lid, if you are not shooting.

**ATTENTION** YOU WILL BE PUNISHED IF YOU SHOOT MISCHIEVOUSLY.



Those who shoot mischievously or aim the gun at people or animals will probably be punished by law.

**ATTENTION** THE MUZZLE SHOULD BE COVERED WITH SAFE LID.



Please cover the muzzle with the safe lid, so that the BB bullets won't be shot randomly.

**ATTENTION** DON'T LOOK CLOSE TO THE MUZZLE AT ANY TIME.




Your eyes will be hurt if the BB bullet shoots your eyes by chance, it is very dangerous. So don't look close to the muzzle at any time.

**ATTENTION** DON'T SHOOT CASUALLY.




Shooting randomly will cause great danger, so please take away the lid, and aim at the object, before shooting.

**ATTENTION** THE MUZZLE SHOULD BE KEPT IN SAFE DIRECTION.



The muzzle should not aim at people or animals or any where that would cause danger. Please cover the lid except while shooting.

**ATTENTION** DON'T SHOOT IN PUBLIC PLACE.



The soft ballistic shooting place should be in the safe Area, please don't shoot in public area.

**YOU HAVE TO READ THE INSTRUCTION CAREFULLY BEFORE USING IT BECAUSE THE OPERATION IS DIFFERENT FROM THE NORMAL GUN. THOSE INCIDENT, DANGER, HURT, REPAIR CAUSED BY THE WRONG WAY OF OPERATION, READJUSTMENT, DISMANTLEMENT ARE CLAIMED TO BE THE RESPONSIBILITY OF VINBO.**

# PLEASE READ IT BEFORE USE IT.

A soft gun is made. Various kinds of guns have their own features, the fun of safe shooting. The bb bullets can shoot a distance. So you have to read the instructions carefully before using it, by the fun of shooting.

Do not be hurt because of carelessness or shooting mistake.

**ATTENTION** PLEASE PUT IT IN A BAG OR BOX WHILE CARRYING IT.



While carrying the soft ballistic gun, make sure the muzzle is tightly covered by the lid, and should be put in the bag or box.

**ATTENTION** KEEP IT OUT OF THE REACH OF LITTLE KIDS.



Please put it in the bag or box with the safe lid covered while not using it. And make sure to keep it out of the Reach of kids that below 10.

**ATTENTION** YOU CAN CONDUCT BB BULLETS EVEN THOUGH THE BALLISTIC BOX.




The BB bullets may Probably be left in the gun body even you take away the ballistic box, which is very dangerous. So please cover the muzzle with the safe lid after taking away the ballistic box.

**ATTENTION** PLEASE COVER IT WITH STICKY PAPER.




Cover the muzzle with the safe lid. Attach the sticky paper to anywhere that is possible to conduct shooting. Please take away the ballistic box.

**ATTENTION** DON'T PULL THE TRIGGER EXCEPT YOU WANT TO SHOOT.



Don't pull the trigger Except you want to shoot. It is very dangerous if pull the trigger because of the spring.

**ATTENTION** DON'T DISMANTLE THE GUN BODY.



The dismantlement of the gun body would easily cause accident which is really dangerous. So please don't dismantle the gun body.

**ATTENTION**

- THIS SOFT BALLISTIC GUN IS INSTALLED WITH 6MM BB BULLETS WHICH CAN SHOOT IN A DISTANCE OF 20-30M. WHILE USING THIS GUN, YOU HAVE TO CONCERN ALL KINDS OF RISKS, MAKE SURE TO USE IT IN AN ABSOLUTE SAFE CONDITION.
- WHILE PLAYING GAMES, PLEASE MAKE SURE TO BE IN THE SAFE CONDITION WHERE THE BB BULLETS MAY POSSIBLY REACH. MAKE SURE THE SECURITY OF THOSE WHO DON'T WEAR PROTECTION GLASSES OR THE SPECTATORS.
- THE MUZZLE SHOULD NOT BE POINTED AT GLASS, ELECTRIC BULB, FLUORESCENT LAMP, OR HOUSE MACHINE, TEA SET, OR PLATE, FURNITURE, GAS BOTTLE ETC. BECAUSE OF THE DANGER MAY CAUSED BY BROKEN.
- EXCEPT BB BULLETS, NOTHING CAN BE PUT INTO BALLISTIC BOX AND SHOOTING MACHINE.
- THE FINGER CAN INSERT INTO CERTAIN SPOT ACCORDING TO THE SHAPE OF GUN, BUT PLEASE DON'T PUT YOUR FINGER INTO THE GAP OF THE GUN BODY.
- MAKE SURE THE GUN IS KEPT IN A SAFE PLACE WHERE IT IS EASY TO FALL. AND SHOULD BE OUT OF THE REACH OF THE KIDS BELOW 10. WHAT'S MORE, IN ORDER TO PROTECT THE NAUGHTY KIDS, THE MUZZLE SHOULD BE COVERED WITH SAFE LID, AND SHOULD BE PUT INTO BAG OR BOX.
- IF YOU OPERATE PROPERLY, IT CAN CONDUCT 1000 ROUNDS OF BULLETS, AND THE ACCESSORIES CAN BE REPLACED. IF YOU CAN'T DO IT, THAT MEANS THERE IS SOMETHING WRONG WITH IT. PLEASE SEND IT TO THE STORE WHERE YOU GET IT TO HAVE IT EXAMINED OR REPAIRED.

SEMI-AUTOMATIC AND AUTOMATIC CHANGABLE DESIGN


# INSTRUCTIONS

## AUTO ELECTRIC GUN

For age: kids above 18, it is tally with the "Young generation protection regulation"

Please try the American Kerlt automatic Carbin gun. Among the infantry, it is the favourite gun of the special technical troops, and it overcome a lot of troubles and finally win.

**PLEASE USE INCLUDE BATTERYSET.**



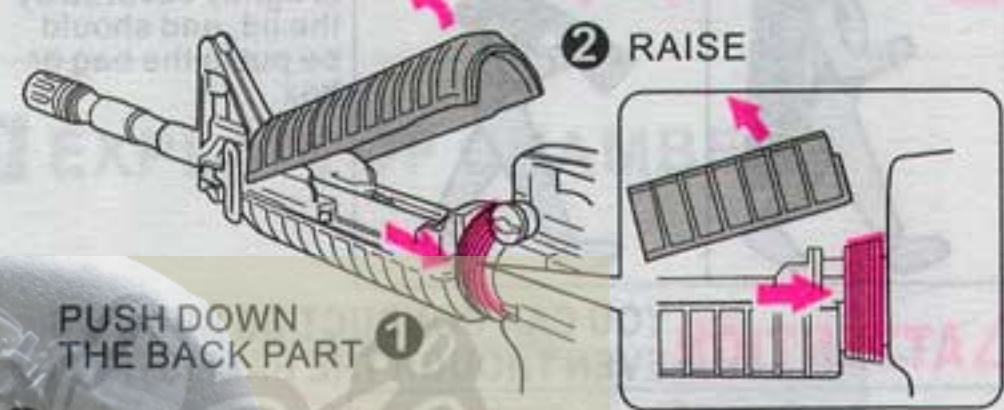
(7.2V)

Please get the battery from the battery store, grocery store or electric commodity store.


THE MANGANESE BATTERY IS NOT ALLOWED TO BE USED BECAUSE OF IT'S LOW POWER MAY FAIL TO SHOOT.

### 2 THE INSTALLMENT OF BATTERY

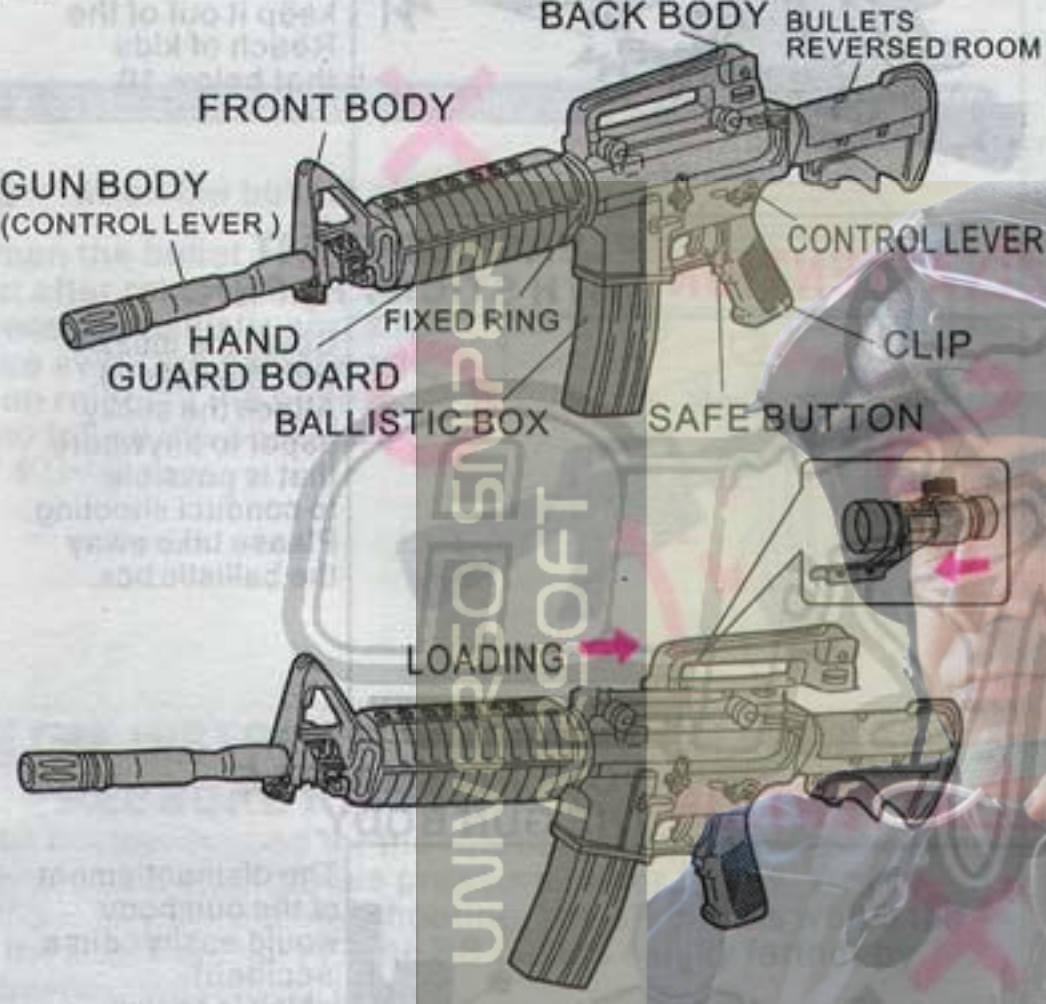
- 1 Drag the fixed ring to the back
- 2 Pull the hand protection board to the top



- 3 Pack battery in the upper part. the way of hand protection board come back.



### 1 NAMES OF THE PARTS



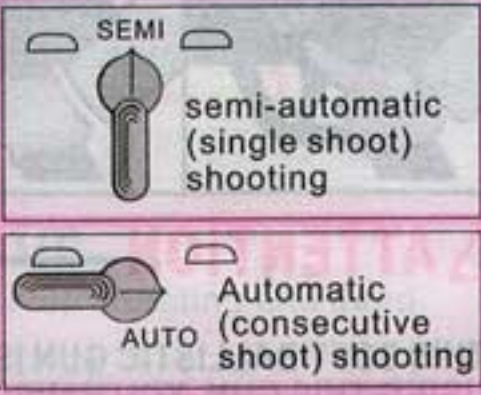
- BACK-BODY SHIFT WHEEL
- BATTERY RECHARGING HANDLE
- 4 REVOLVE BUTTONS



### 3 SETS OF SECURITY

IN ORDER TO USE THE GUN SAFELY, PLEASE USE THE SECURITY SETS

- 1 CHANGE THE SECURITY SETS  
Keep the control lever in this position while not conducting shooting.



- 2 Hold the safe button of the clip according to the graph.



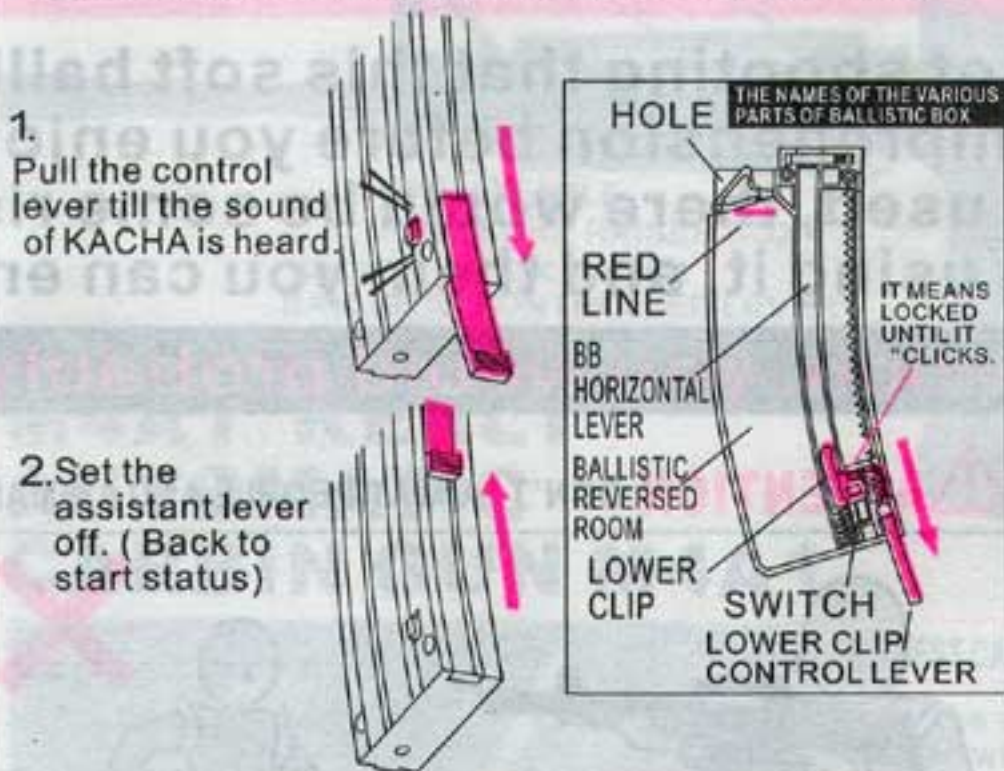
**ATTENTION**

Please don't conduct shooting while installing the security sets, Otherwise the Vinbo won't take any responsibility of breakage caused by random operation.

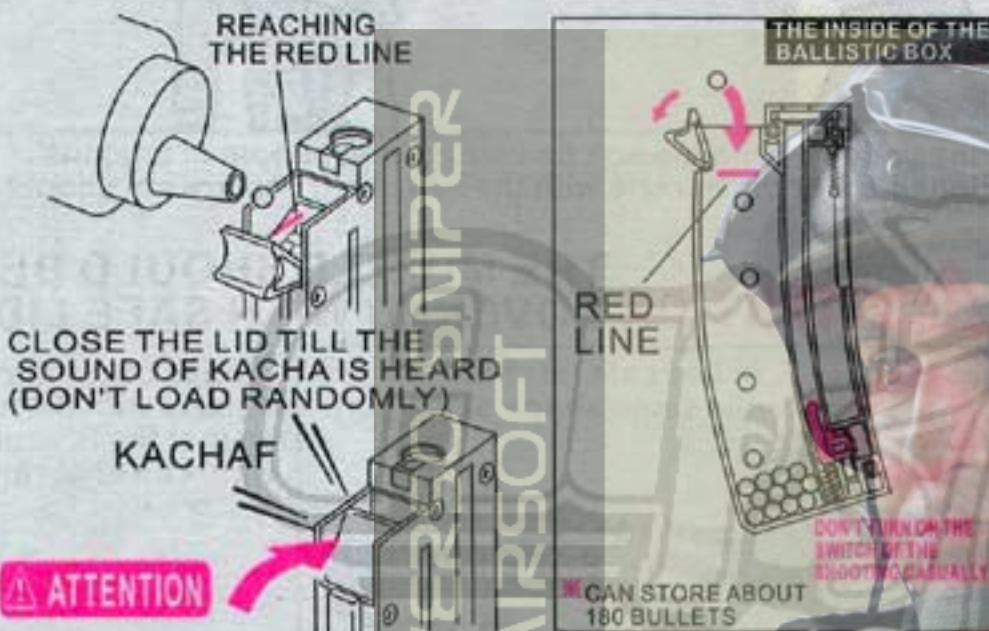


## 4 THE WAY OF THE INSTALLMENT OF BULLETS (wear protection glasses, and cover the safe lid)

1 Pull the control lever till the Kacha sound is heard.



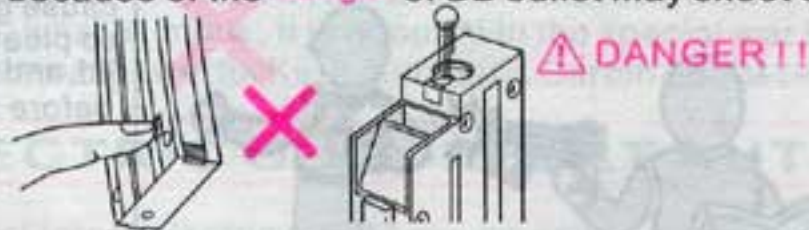
2 OPEN THE BOX, INSTALL THE BULLETS TILL REACHING THE RED LINE (ABOUT 180 ROUNDS)



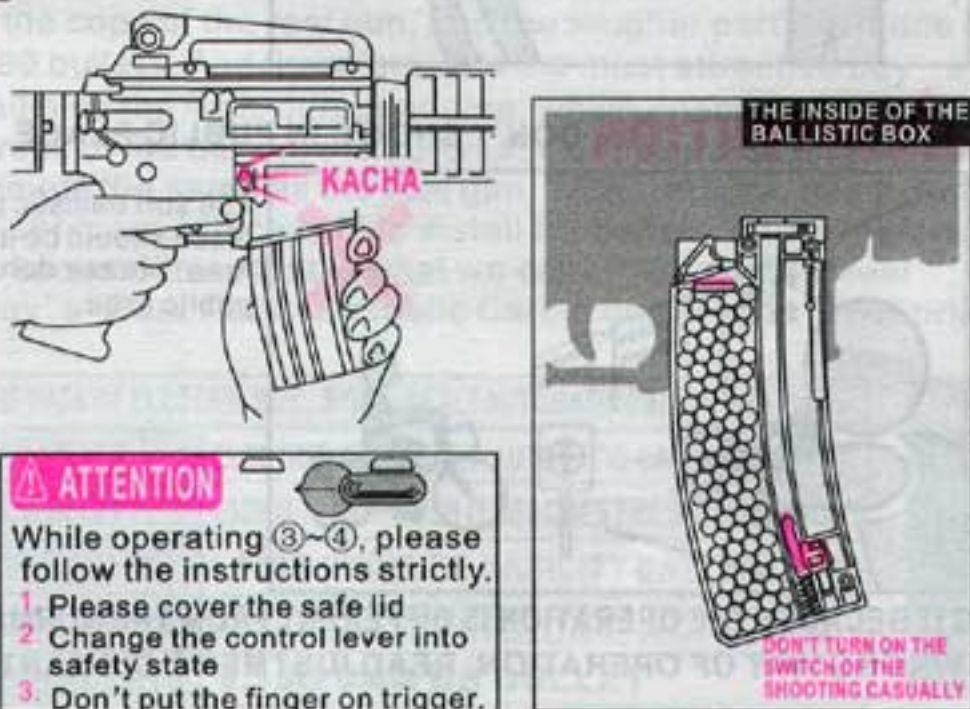
- Don't install the BB bullets randomly, otherwise it would damage the ballistic box
- Please use the 0.15GG BB bullets of VINBO.

VINBO won't take the responsibility of those damage caused by using BB bullets made by other company.

Please do not press the switch before put the magazine into gun, because of the danger of BB bullet may shoot out.



3 Install the ballistic box until the sound of Kacha is heard

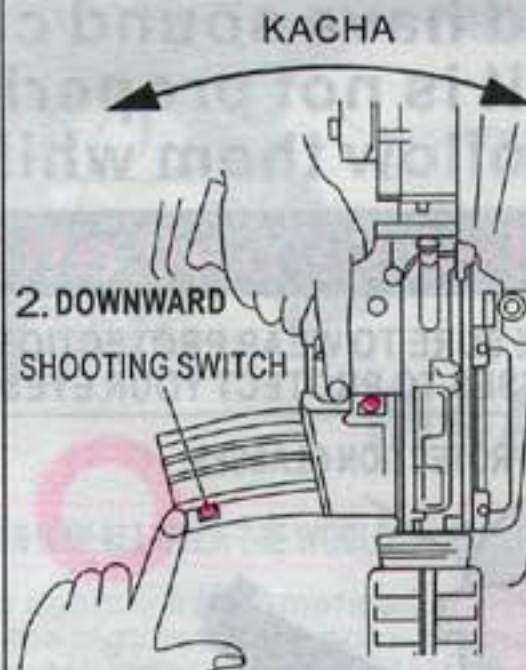


4 1 Set the gun body downward, and brandish 2-3 times according to the arrowhead

2 Turn on the shooting switch while the gun body is downward

3 Ready to shoot (follow shooting 5)

1. Brandish downward



**ATTENTION** Make sure the gun doesn't touch the ground when it is downward.

**ATTENTION** Never pull trigger when point down.

\* BB BALLISTIC HORIZONTAL LEVER CAN ONLY INSTALL 20-25 ROUNDS OF BB BULLETS.

## 5 THE WAY OF SHOOTING (MAKE SURE SHOOTING IS CONDUCTED IN A SAFE CONDITION)

1 The changeable lever is in safe state, and change into semi-automatic or automatic condition (follow the graph below)

2 Hold the handle tightly, and shoot BB bullets while pressing the safe button.



### THE WAY OF OPERATING THE CHANGEABLE CONTROL LEVER

● Semi-automatic pattern (semi-automatic= single shoot)

● Automatic (automatic= consecutive shooting)



4 ... when you meet the following situation.

- ① Can't shot in semi-automatic condition → change the changeable lever into automatic, and then shot
- ② please change into automatic condition, and then shot.
- ①② Still can't conduct shooting → please change new battery.

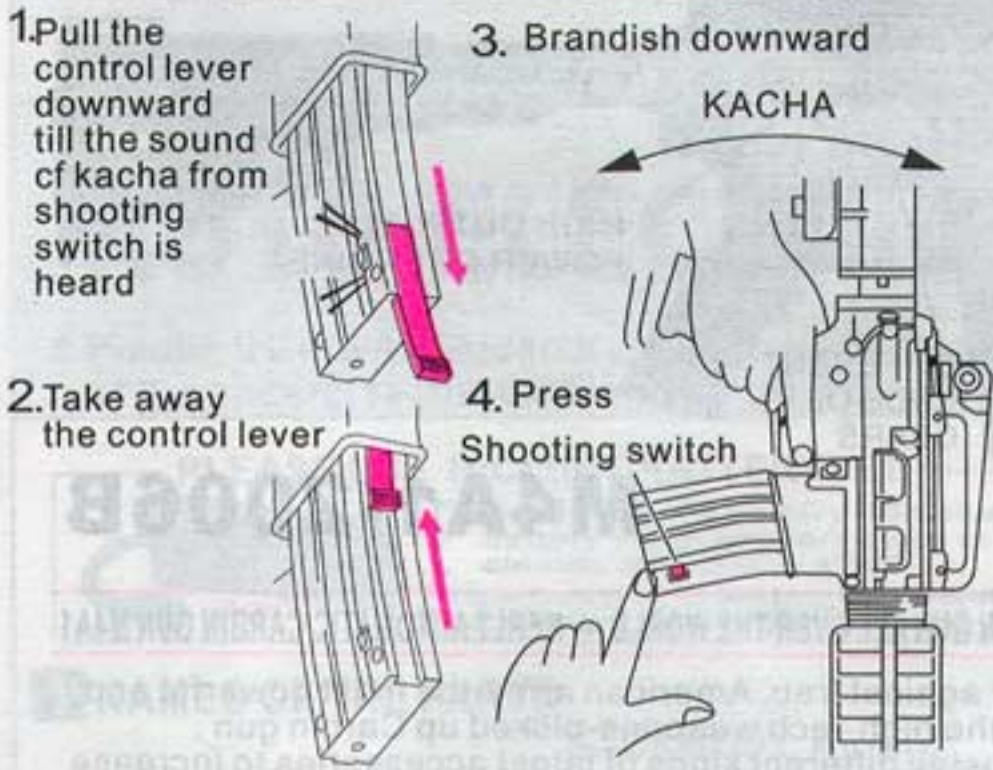
**ATTENTION** If it can't shoot out after pull the trigger, finger must be loosen.

**ATTENTION** Please don't hang the gun on the wall or on some other object, because the BB bullets would probably blow away.



## 6 REINSTALL THE BB BALLETS

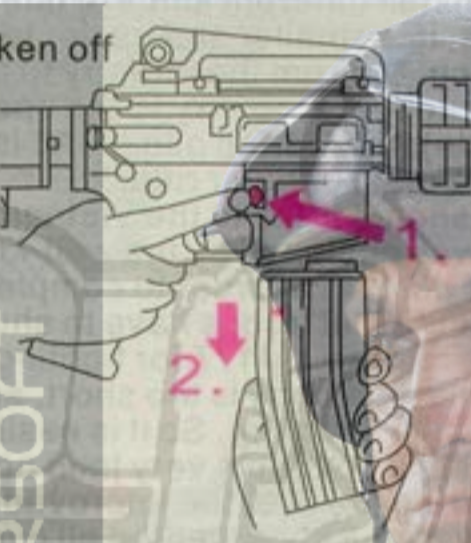
1 Please keep the ballistic reversed room in the gun body while no bullet inside. Install the bullets into the BB horizontal lever in the ballistic reversed room



※ BB BALLISTIC HORIZONTAL LEVER CAN ONLY INSTALL 20-25 ROUNDS OF BB BULLETS.

2 ... when the bullets are broken off

When the bullet doesn't come out after reinstalling, please press the ballistic clip, and take away the ballistic box, then reinstall the bullets. And follow the operation of 4①~④.



## 7 THE INSTRUCTION OF THE CHANGEABLE PRESSURE RAISER ROOM

This system is good for the rotation of BB ballistic shooting, which has 8 changeable pressure raiser rooms. While conducting the normal shooting, the BB bullets would fall in the parabola curve. The BB bullets can fly farther by adjusting the control lever.

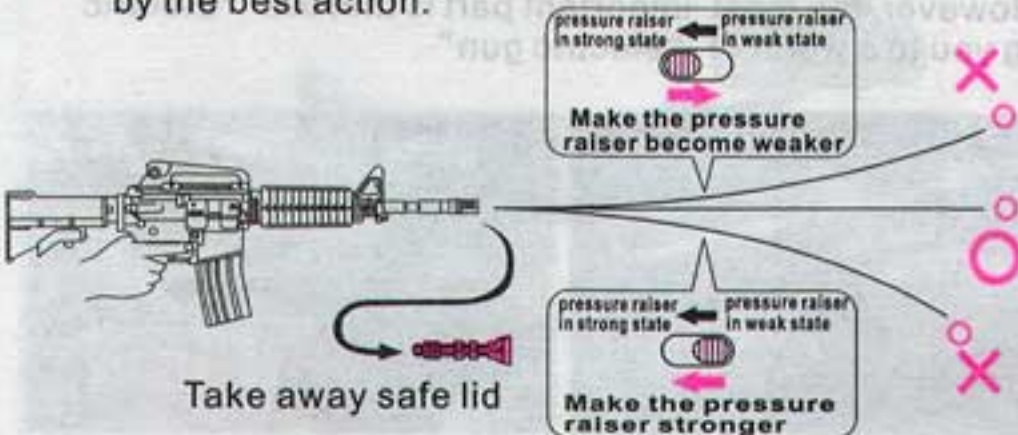
1 Open the lid of holder of bullets, adjust by the control lever

Open the paw of the inside gap, and then open.



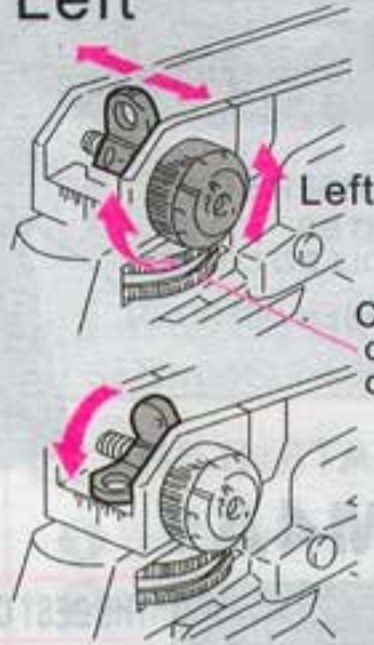
**ATTENTION** Adjust the pressure raiser a little bit, and make the pressure raiser stronger.

2 As picture below, let BB bullet shoot out level by the best action.



## 8 EXPLAIN OF BACK SIDE

Left

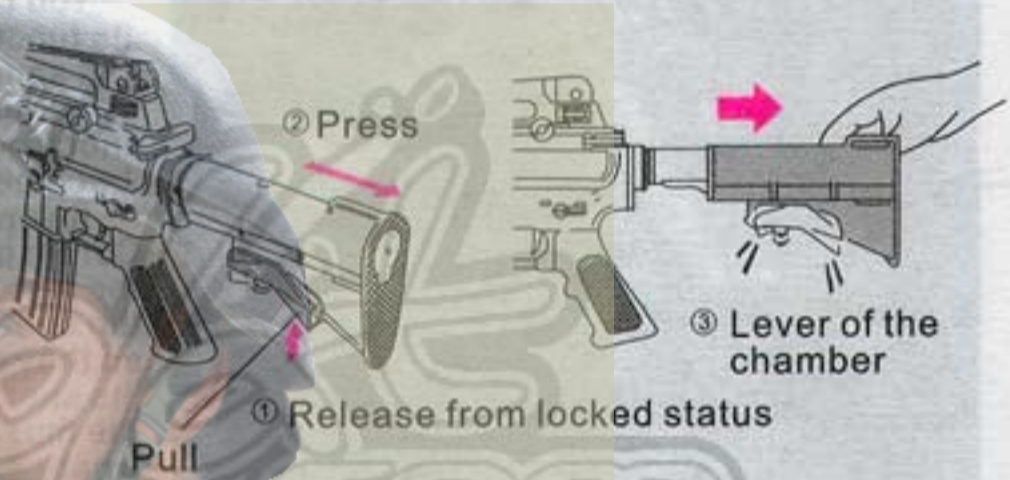


Once contrarotate the behind cylinder to left direction of BB bullet shot out leans to left too. (if you want it lean to right, rotate the behind cylinder clockwise.)

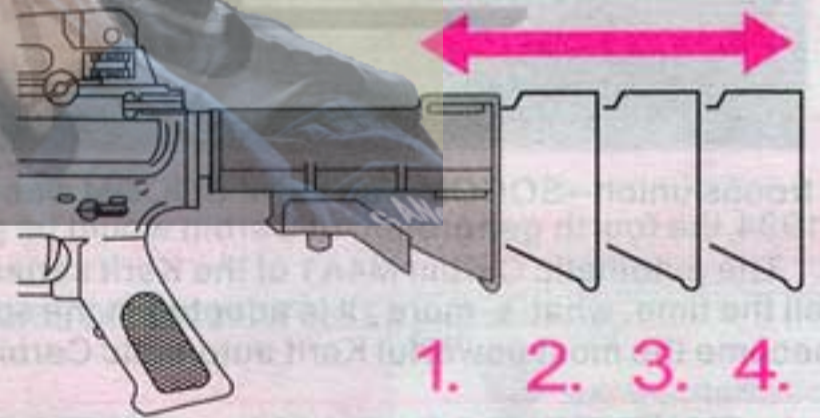
Aim at target by cylinder completely automatic.  
0-2 Completely automatic shooting follow this rotating.

Follow this rotating Way when exactitude shooting

## 9 EXPLAIN OF CHAMBER



● 4 handguard



## 10 IF BULLET IS PLUG UP

If BB bullet is plug up, you must stop shooting and send it to the shop you bought it.

Please fill in your address, post code and telephone No.

**注意** Shooting being continued under clogged status may damage the structure inside.



**注意** Using dirty BB bullet or BB bullet in big size may lead to plug up, and may cause accidents.

× ○ USAGE SPECIFICATION 6MM BB BULLET × ○ NOT FULL BB BULLET. × ○ THE CENTER OF BULLET IS DISTURB × ○ USE DIRTY BB BULLET.