

UNIVERSO SNIPER
AIRSOFT




KC-02

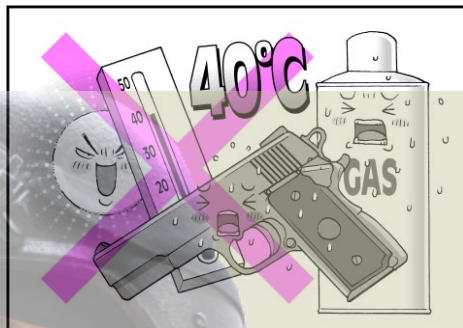
MANUAL

WARNING: BEFORE USAGE, THE INSTRUCTION MUSE BE READ.

THANK YOU FOR PURCHASING. THE FOLLOWING ATTENTION POINTS AND INSTRUCTIONS MUST BE READ. SHOOTING WITHOUT CAUTION OR USED IMPROPERLY, BLINDNESS OR INJURIES COULD BE LEAD.



DO NOT POINT AT PEOPLE OR ANIMAL.




GUN AND GAS MUST BE PLACED IN AREA WHERE TEMPERATURE IS OVER 40 °C



PLACE IN GUN CASE WHEN NOT IN USING OR TRANSPORTING



DO NOT USE GAS WHICH PRESSURE OVER 12 Kgs/cm²



UNAUTHORIZED RECONSTRUCTION OF AIR SOFT GUN TO STRENGTHEN FIRING FUNCTION IS STRICTLY PROHIBITED.




BE CAREFULL WHAT TARGET YOU SHOOT



EYE PROTECTION DEVICE MUST BE EQUIPPED



DO NOT LOAD ANYTHING BUT BB BULLETS.

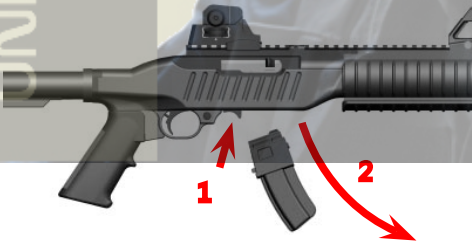


DO NOT LOOK THROUGH THE BARREL



PLEASE SHOOT IN SAFE PLACE

OPERATION



PRESS MAG CATCH LEVER AND REMOVE MAG.




USE LOADER TO LOAD BB.



FILL THE MAG IN VERTICAL DIRECTION ABOUT 5 SECONDS.



WHEN RUN OUT OF BB,BOLT WILL STOP IN BACK POSITION.



INSERT THE MAG.



PULL THE HANDLE BACK TO LOAD.



PRESS SAFETY IN SAFETY ON POSITION WHEN YOU ARE NOT USING.


ADJUST REAR SIGHT



ROTATING ANTICLOCKWISE WHEN IMPACT POINT IS IN RIGHT




PUSH SAFETY TO SAFETY OFF POSITION AND START SHOOTING.

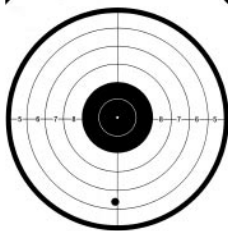




ROTATING CLOCKWISE WHEN IMPACT POINT IS IN LEFT.



RAISING FRONT SIGHT WHEN IMPACT POINT IS HIGHT.



LOWERING FRONT SIGHT WHEN IMPACT POINT IS LOW.



ADJUST TREJECTORY


~~X~~ ROTATING ANTICLOCKWISE

○ STAY

~~X~~ ROTATING CLOCKWISE



REMOVE RAIL GUARD TO USE RAIL.



EXPLODED DRAWING



NO.	NAME	PRICE	NO.	NAME	PRICE
1	MUZZLE	200	36	GUIDE ROD E-RING	10
2	ADAPTOR	240	37	CYLINDER	160
3	OUTTER BARREL	700	38	CYLINDER PIN	20
4	RAIL 1	100	39	CYLINDER VALVE SPRING	30
5	RAIL 1 SCREW	10	40	CYLINDER VALVE	60
6	INNER BARREL SLEEVE	100	41	CYLINDER VALVE O-RING	10
7	INNER BARREL CONNECTION	200	42	CYLINDER SP	20
8	INNER BARREL	420	43	PISTON O-RING	20
9	INNER BARREL NUT	200	44	PISTON	200
10	RUBBER CHAMBER	180	45	PISTON PIN	20
11	CHAMBER	200	46	BOLT	400
12	FRONT SIGHT DETENT	50	47	BOLT PIN	50
13	FRONT SIGHT DETENT SPRING	20	48	MAG CATCH	280
14	FRONT SIGHT	80	49	VALVE KNOCKER	160
15	FRONT SIGHT BASE	400	50	VALVE KNOCKER SP	20
16	FRONT SIGHT BASE SCREW	80	51	TRIGGER GUARD	800
17	FRONT SIGHT BASE NUT	120	52	VALVE KNOCKER LOCK	140
18	TRAJECTORY ADJUST DIAL	120	53	VALVE KNOCKER SP	20
19	RAIL 2 SCREW	10	54	HAMMER	160
20	RAIL 2	150	55	HAMMER PIN	20
21	TRAJECTORY ADJUST DIAL DETENT	40	56	HAMMER STURT	120
22	TRAJECTORY ADJUST DIAL DETENT SP	10	57	HAMMER STURT SP	30
23	RECEIVER SCREW (REAR)	20	58	SAFETY O-RING(BLACK)	20
24	BARREL RETAINER SCREW	10	59	SAFETY O-RING(RED)	30
25	BARREL RETAINER	200	60	SAFETY	120
26	RECEIVER	1500	61	SAFETY DETENT SP	10
27	RECEIVER CROSS PIN	20	62	SAFETY DETENT	10
28	BOLT STOP PIN	20	63	TRIGGER PLUGER SCREW	10
29	RECEIVER CROSS PIN	20	64	TRIGGER PLUGER SP	10
30	BOLT STOP SPRING	20	65	TRIGGER PLUGER	30
31	BOLT STOP	160	66	MAG RELEASE LEVER PIN	20
32	RECEIVER SCREW (FRONT)	20	67	TRIGGER PIVOT PIN	20
33	BOLT HANDEL	160	68	SEAR	120
34	RECOIL SPRING	60	69	DISCONNECTOR PIN	20
35	GUIDE ROD	60	70	TRIGGER	140

NO.	NAME	PRICE	NO.	NAME	PRICE
71	DISCONNECTOR	100	106	GRIP	600
72	DISCONNECTOR PIN	20	107	GRIP WASHER	20
73	MAG RELEASE LEVER SP	20	108	GRIP SCREW	20
74	MAG RELEASE LEVER	160	109	FRONT STOCK END PLATE	210
75	REAR SIGHT	160	110	STOCK EXTENSION INNER TUBE	400
76	FLAT SP	80	111	STOCK EXTENSION	800
77	REAR SIGHT BASE PART	60	112	STOCK EXTENSION CAP	240
78	REAR SIGHT BASE	280	113	REAR STOCK	600
79	WINDAGE KNOB SCREW	30	114	STOCK LOCKING PIN	100
80	WINDAGE KNOB	180	115	STOCK LOCKING PIN SP	30
81	WINDAGE KNOB DETENT SP	20	116	RELEASE LEVER	150
82	WINDAGE KNOB DETENT	40	117	STOCK LOCKING NUT	100
83	WINDAGE KNOB ADJUST SCREW	100	119	SWIVEL SCREW SLEEVE	30
84	REAR SIGHT BASE SP	20	120	STOCK SWIVEL SCREW	60
85	REAR SIGHT BASE	600	121	STOCK SWIVEL	200
86	ELEVATION KNOB PIN	20	122	MAG GASKET	120
87	ELEVATION INDEX	160	123	MAG UPPER BODY	400
88	ELEVATION KNOB	200	124	FOLLOWER	80
91	REAR SIGHT BASE PIN	20	125	MAG SP	80
92	ELEVATION KNOB DETENT	10	126	MAG UPPER BODY O-RING	30
93	ELEVATION KNOB DETENT SP	20	127	EX-VALVE	180
94	ELEVATION KNOB DETENT SCREW	30	128	MAG LOWER BODY	400
95	SWIVEL SCREW	100	129	CHARGE VALVE	70
96	SWIVEL SCREW PIN	20	130	MAG SCREW WASHER	10
97	SWIVEL	200	131	MAG SCREW O-RING	10
98	FRONT STOCK	1800	132	MAG SCREW	30
99	RAIL 3 NUT	20	133	LOADING STICK	30
100	SWIVEL NUT	20	134	LOADING TUBE	60
101	RAIL GUARD SP	80	135	FRONT SIGHT TOOL	80
102	RAIL GUARD	120	136	SPRING WASHER	20
104	RAIL 3	100	137	TUBE	80
105	GRIP NUT	120	138	ADAPTOR O-RING	20

No.12 Lian-Ming 1st. Street, Bade City, Taoyuan County, Taiwan

Tel:03-3749793 Fax:03-3618130

E-Mail: kjworks@ms47.hinet.net website: www.kjworks.com.tw