

UA-312



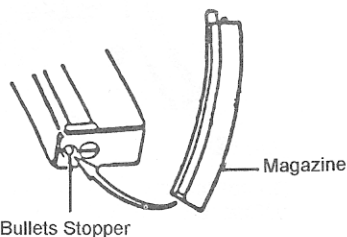
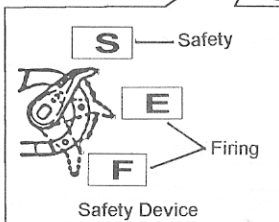
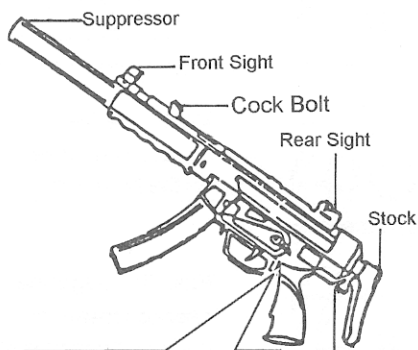
MADE IN TAIWAN

- 1:1 SCALE HIGH GRADE AIR SOFT GUN
- SPRING-COCKING AIR PISTON SYSTEM

SUB MACHINE GUN

*** 6mm 0.2g BB BULLETS ONLY. ***

■ TERMINOLOGY



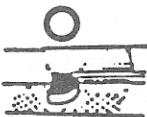
Pull this stopper to release bullets.

■ COCKING HANDLE




Screw the cock bolt right trend tightly.

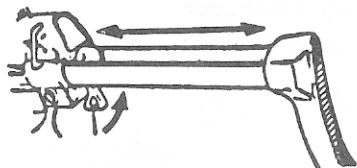
(A)



(B)

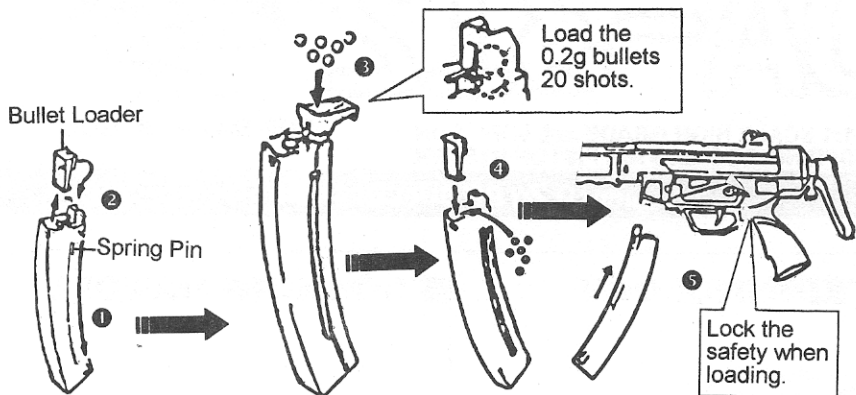


■ STOCK



Push the stock bolt right as arrow shown, then move the stock backward.

LOADING MAGAZINE AND BULLETS



- 1 Push the spring pin down till locked.
- 2 Take out the bullet loader.
- 3 Put it on the magazine top as shown.
- 4 Return the bullet loader.
- 5 Load the magazine to gun body.

* If un-load magazine before all bullets finish, the bullet will fall down from magazine.



Load magazine



Un-load magazine

- Make sure the magazine release on the backward.

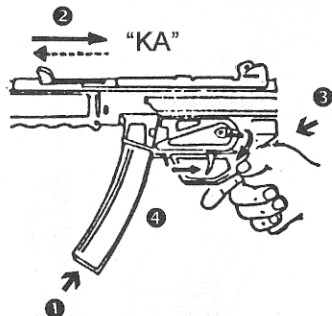
- Push the magazine release forward to un-load the magazine.

PREPARE TO FIRE

- 1 Press this bullet releaser button.
- 2 Pull the cock bolt to the backward till heard "KA" sound assured, it is cocked, it does not work, if not pull back to the end.
- 3 Press the safety bolt at the "F" position.
- 4 Press the trigger.
- 5 Repeat 2 to 4 for shooting.



Insert the Suppressor, lock it as arrow side.



- Do not attempt to touch the trigger before ready to fire.