



# G&G ARMAMENT

## AIRSOFT GUNS & ACCESSORIES

- WARNING**
- Please select quality battery with the CE approval, to avoid any unnecessary damage on the product.
  - Please use either 8.4V or 9.6V battery, if different voltage used, it might damage the product.
  - Remove the battery from the product when it is not in use.
  - Do not wet nor incinerate the battery, nor to deform the terminal.



- 1 Pull the handguard locking pin out.
- 2 Remove the handguard.
- 3 Set the battery under the outer barrel.
- 4 Connect the connector.
- 5 Assemble the handguard.
- 6 Insert the handguard locking pin.

### Insert the Battery (Battery is Optional)



1000 Shots BBs  $\pm$  5%



Lower profile mount  
(Optional)



### Load the BBs & Install Magazine

- 1 Pull the lever forward to release the magazine.
- 2 Open the cover of magazine and load G&G 5.95mm BB pellets into the magazine.
- 3 After the BB pellet had been loaded, close the cover and turn the gear on the bottom of the magazine until it clicks.
- 4 Set the magazine upward. Connect firmly till a click sound is heard.

- WARNING**
- It is strongly recommended the use of G&G BB pellets only. Using low quality BB pellets will shorten product life span and void product warranty.

# BB

## BLOW BACK

Pneumatic Blow Back System

# Instruction Manual


Manufactured by **G&G ARMAMENT** [WWW.GUAY2.COM](http://WWW.GUAY2.COM)

- WARNING**
- The buyer and the user of this product shall adhere to all local laws regulating the usage and the ownership of airsoft guns.
  - Misuse or careless handling of this product may cause injury.
  - Always wear safety goggles when using this product.
  - This product is intended for users 18 years or older.
  - Read all instructions before using this product.
  - May be hazardous up to 50 meters.
  - Adult supervision required.





# Parts list



- NO.**
- EGM 06-01 Handguard set
  - EGM 06-02 Lower receiver set
  - EGM 06-03 Upper receiver set
  - EGM 06-04 Inner barrel
  - EGM 06-05 Hop-up set
  - EGM 06-06 Hop-up set
  - EGM 06-07 Rear sight set
  - EGM 06-08 Outer barrel set
  - EGM 06-09 Cocking lever set
  - EGM 06-10 Front sight set
  - EGM 06-11 Back lousing set
  - EGM 06-12 Back suppressor set
  - EGM 06-13 Flash wire set
  - EGM 06-14 barrel housing set
  - EGM 06-15 Retractable stock set
  - EGM 06-16 Magazine release set
  - EGM 06-17 Inner handguard set

- NO.**
- EGM 06-19 Selector lever set
  - EGM 06-20 Metal magazine
  - EGM 06-21 Gear box set
  - EGM 06-22 Motor set
  - EGM 06-23 Select plate
  - EGM 06-24 Grip bottom set

# Instruction Manual




**G&G ARMAMENT**  
AIRSOFT GUNS & ACCESSORIES

Manufactured by **G&G ARMAMENT** [WWW.GUAY2.COM](http://WWW.GUAY2.COM)

## Rear sight adjustment

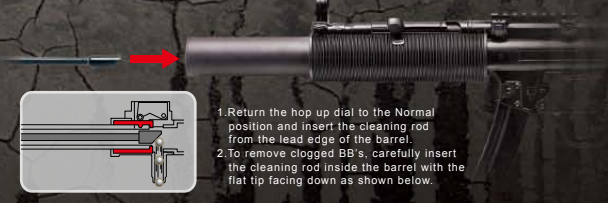


## Maintenance when pellet speed becomes low



1. Drop a few drops of silicone oil or Teflon oil from the pellet entrance. Insert BB pellets into the magazine and fire around 1 to 2 magazines.
2. To complete the cleaning, use the cleaning rod (with cotton), to remove excess oil.

## Removing clogged pellets



1. Return the hop up dial to the Normal position and insert the cleaning rod from the lead edge of the barrel.
2. To remove clogged BB's, carefully insert the cleaning rod inside the barrel with the flat tip facing down as shown below.

## Retractable stock

Press the stock release lever to retract stock.



## New Blow Back Pneumatic system

True to the faith of mimicking real life firearms, G&G is proud to present its new Pneumatic Blow Back system to its line of airsoft guns. Conventional airsoft blowback utilizes tow hook springs to mimic real life bolt actions, which often lead to excess wear and tear and poor reliability in the gear box. To alleviate the problem of conventional systems, G&G has independently developed the Pneumatic Blow Back system; a piston driven, gas operated mechanism to better mimic real life bolt actions. This new technique utilizes compressed air to move the bolt, which enables the action without adding extra stress to the gearbox. This class leading system represents a significant milestone in the airsoft industry.

