

AIRSOFT



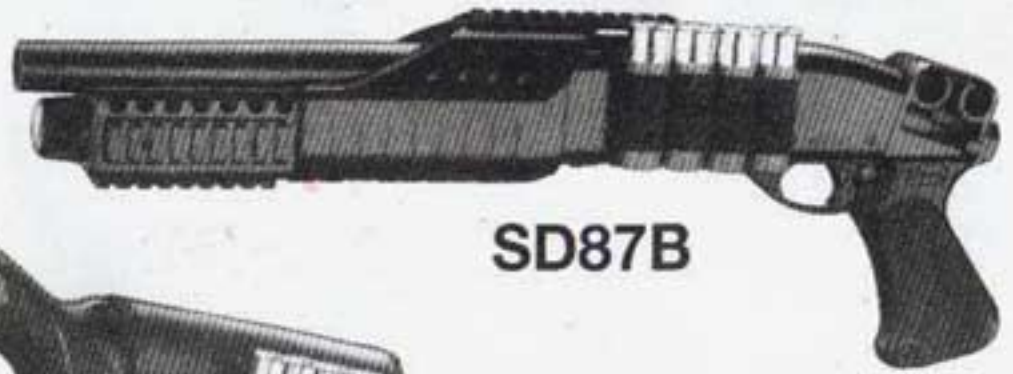
UNIVERSAL
AIRSOFT



INSTRUCTION
MANUAL



SD87FB



SD87B

WARNING

Always read through this manual before operation!


Read through this manual before shooting, paying special attention to safe operation!

Failing to do so may cause injury, accidents, or damage to the gun!

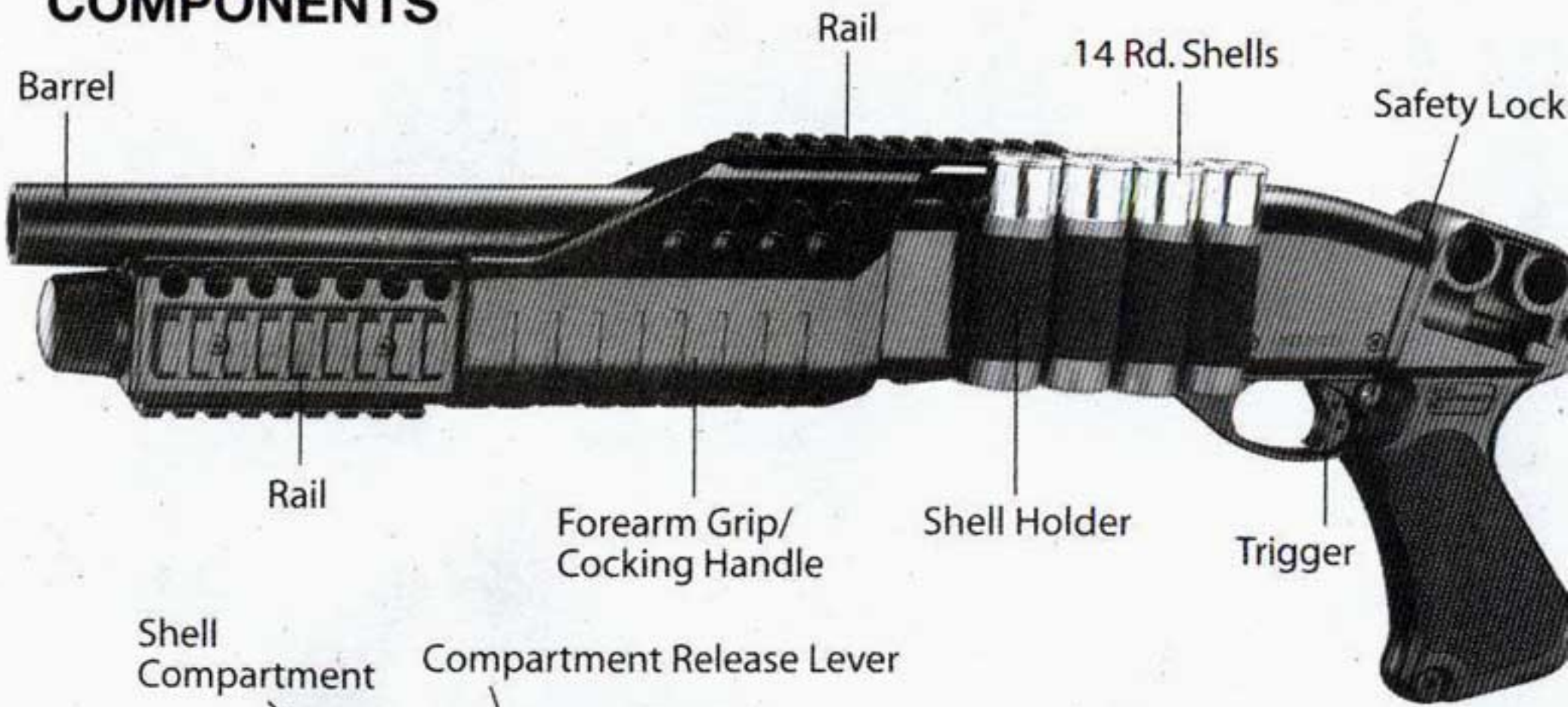


www.airsoftSD.com

WARNING	
 18 Years or older	<ul style="list-style-type: none"> Operation of this air gun is for training purposes only, at legal training facilities. Users will follow all applicable air gun laws and regulations. Sales and usage restricted to persons 18 years of age or older.
 Injury Caution	<ul style="list-style-type: none"> Plastic BB's can reach 50 to 60 meters, and up to 300 fps. Careless shooting and mis-handling may result in severe eye damage and/or other injuries. Always wear eye and body protection. Never point or shoot at people or animals.
 Please read manual!	<ul style="list-style-type: none"> Always follow safe handling and precautions listed in the manual. Understand fully all operations of this air gun. Use this air gun with full recognition of it's caution warnings. Use within full compliance of State and local laws.
<p>CHOKING HAZARD Keep away from small children. Contact your Dealer for a replacement manual.</p>	

<p>Wear protective eye wear & face mask when playing AirSoft Sports.</p> <p><small>Certified shooting safety goggles</small></p> 	<p>NEVER brandish or fire AirSoft Sport Gun at animals, or people beyond a certified and regulated AirSoft Sport arena. Brandishing a gun in public is against the law, serious consequences could arise.</p> 	<p>Be aware of your surroundings to avoid accidents.</p> 
<p>Read and understand the operating and safety manual before using your AirSoft Sport Gun.</p> 	<p>Do not look directly into the gun barrel to avoid accidental discharge of BB.</p> 	<p>Always install safety barrel plug when you are not using your AirSoft Sport Gun.</p>  <p style="text-align: right;"><small>Optional part.</small></p>
<p>ALWAYS transport an AirSoft Sport Gun inside a locked carrying case. Make sure it's unloaded. Never carry your AirSoft Sport Gun in open view, as a concealed weapon, or brandish an AirSoft Sport Gun in public.</p> 	<p>Do not disassemble or modify your AirSoft Sport Gun, doing so will void all warranty. Service by authorized centers only. Removal of the orange safety barrel marking is a federal offense.</p> 	

COMPONENTS



1

SAFETY SETTING

When you are not firing the gun or during storage, **always** set the Safety Lock to the **Safe** position.

When the Safety Lock is set to the "On" position, the trigger will not move. Please do not pull the trigger, otherwise you may damage the gun.

When the safety lever is set to the "Off" position, it is ready for shooting.

The gun will fire when the trigger is pulled.

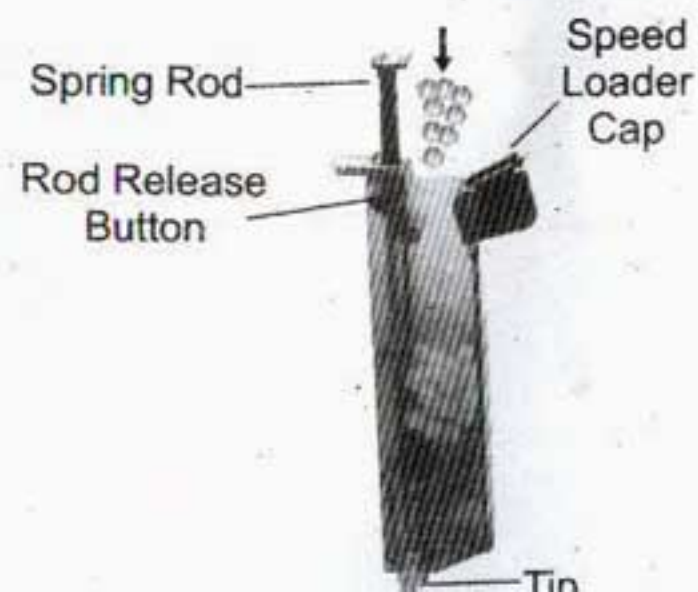
2

LOADING BB'S INTO AND SETTING THE MAGAZINE


Load BB's Into Speedloader.

Open the Speedloader Cap. Insert 6mm BB's into the Speedloader.

Press the Rod Release Button to release the Spring Rod. Insert tip into shell and compress Spring Rod. The Shell will hold 14 BB's.



Pull back the Shell.
Compartment
Door release lever.



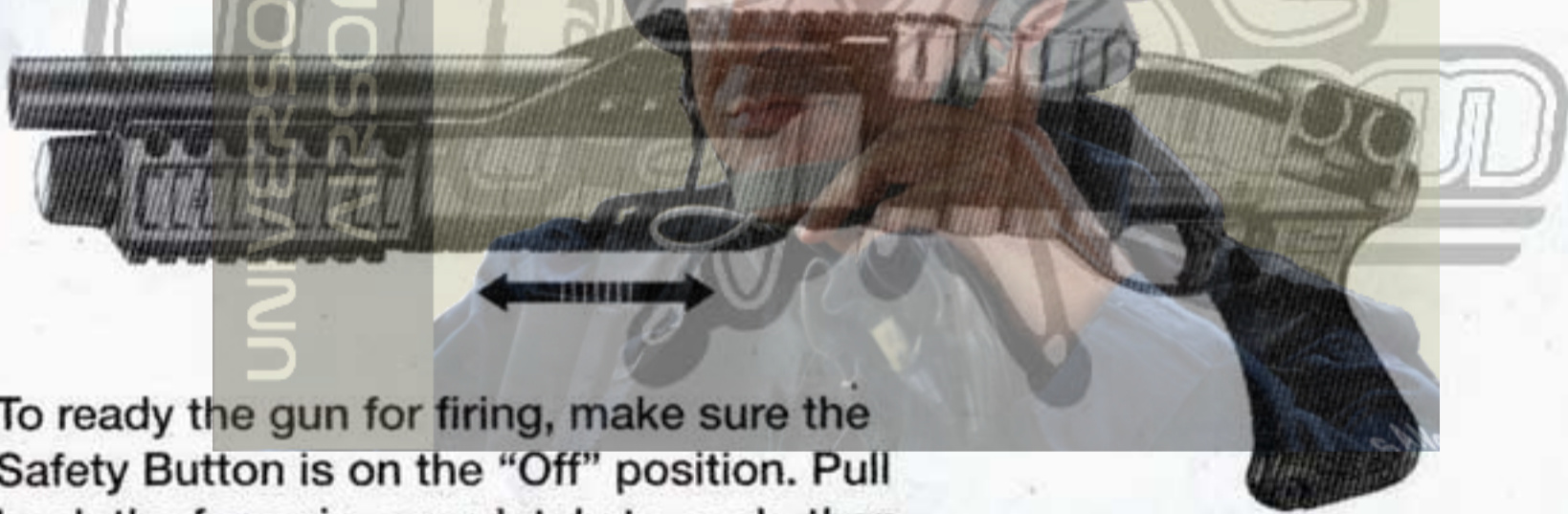
Insert the loaded
Shell into the gun.



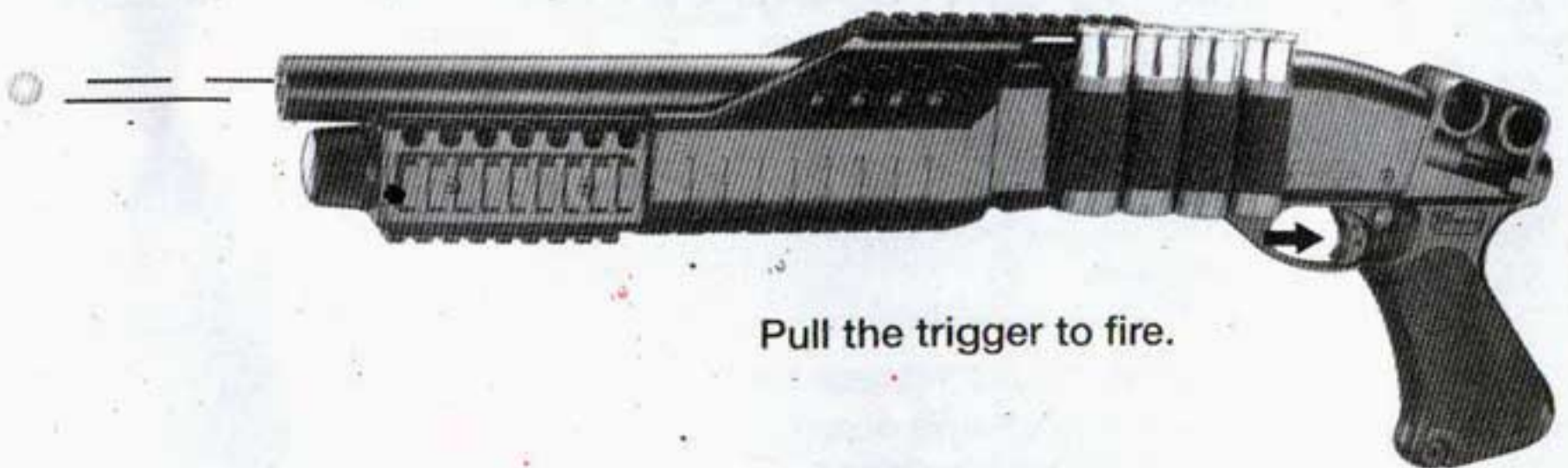
Close the Shell
Compartment Door.



3 OPERATION



To ready the gun for firing, make sure the Safety Button is on the "Off" position. Pull back the foregrip completely to cock, then push forward. The gun is now ready to fire.



Pull the trigger to fire.



901 South Fremont Ave., Unit 218, Alhambra, CA 91803-4739,

Phone: 626/281-0979 www.AirsoftSD.com

Made in China A TSD Product