

6 mm BB BULLETS ONLY
REPLICA MAGAZINE

M92F

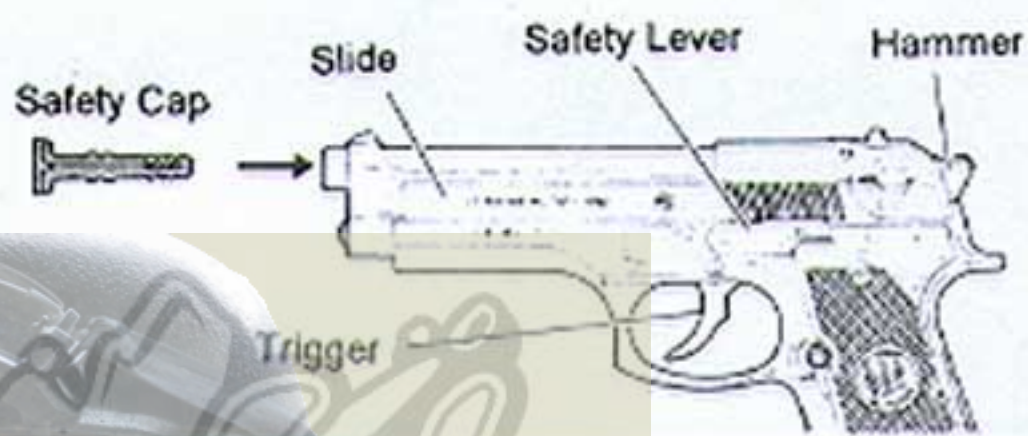
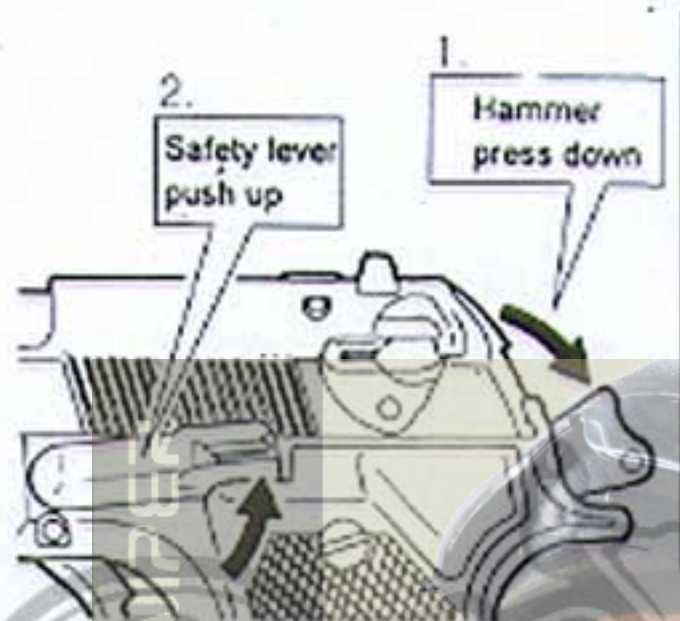
MILITARY MODEL



MADE IN TAIWAN

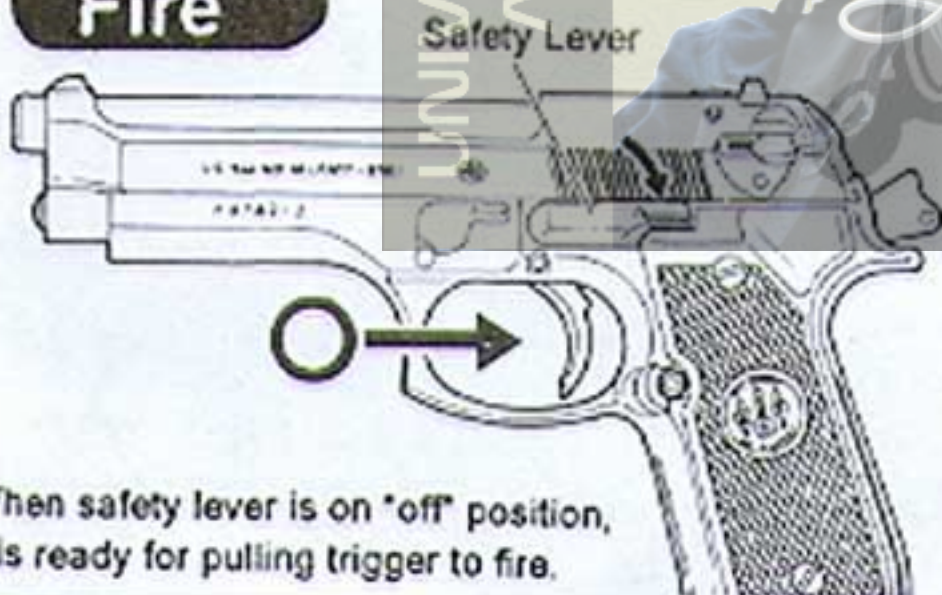
INSTRUCTIONS

1 SAFETY DEVICE



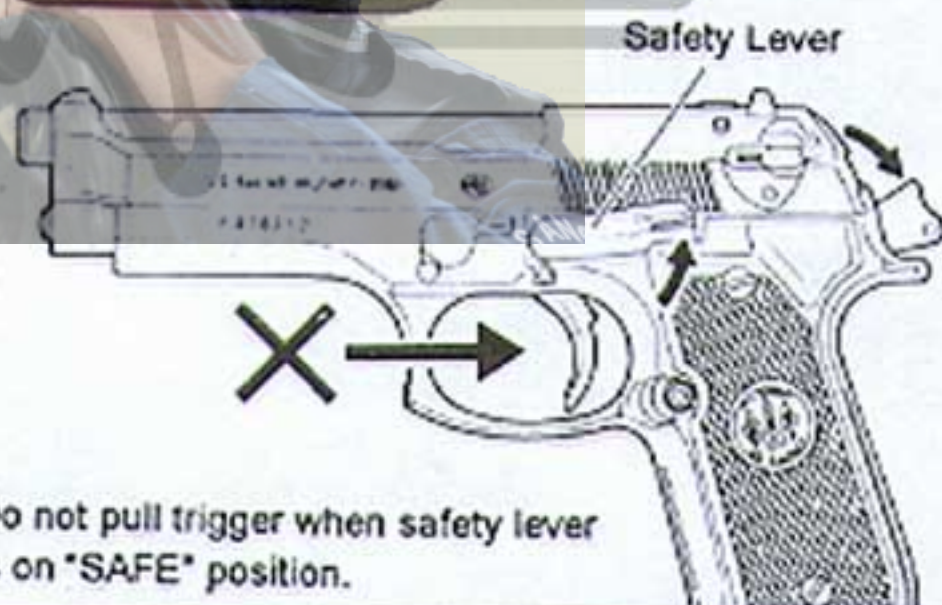
Press down the hammer first, then push up the safety lever for safe engaged.
(It could cause damage when the step does not follow.)

Fire



When safety lever is on "off" position, it is ready for pulling trigger to fire.

Don't fire.



Do not pull trigger when safety lever is on "SAFE" position.

2 LOADING BULLETS



Press the magazine catch to release the magazine.

(Maximum 22 shots)



Magazine



Push magazine back into the gun body after loading, to fix it when heard "Kya".

3 HOW TO OPERATE

1 Remove the safety cap.



2 Pull the slide backward until heard "Kya" to the ending and release as shown.

CAUTION: Pull the slide backward to the ending, repeat to push the slide will cause more than one pellet up to the barrel and dropping from the barrel.

Do not touch the trigger.

Hold the slide as shown.

BE SURE THE SLIDE RETURN BEFORE FIRING, IF NOT, THE GUN WILL BE DAMAGED.

DO NOT PLACE YOUR FINGER WHEN HAMMER PULLS DOWN, IT COULD HURT THE FINGER.

3 Pull trigger to fire.

4 Repeat 2 and 3 for continual shots.



WHEN ACTION DO NOT PUSH THE JOINT ON THE OTHER SIDE OF GUN, IT COULD SHOOT THE BULLET.

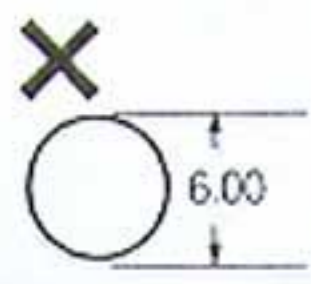


PLEASE ALWAYS PUT ON THE SAFETY CAP UNLESS PREPARED TO FIRE


CAUTION Do not push back the slide unless prepared to fire, this could cause damage to the air spring.

CAUTION 1

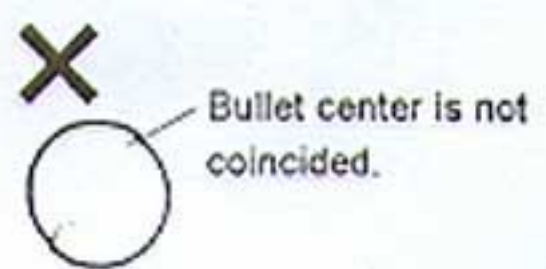
NEVER USE THE BB BULLETS AS THE FOLLOWING CONDITIONS TO KEEP THE ACCURATE SHOOTING FLAWLESSLY.



Bullet diameter size is over 6mm.



Bullet is burs.



Bullet center is not coincided.



Reuse of dirty bullet.

CAUTION 2

NEVER PULL THE TRIGGER WHEN THE SAFETY DEVICE IS ENGAGED, IT CAUSED BREAK OF TRIGGER.

