



MADE IN TAIWAN

6mm BB BULLETS ONLY

REPLICA MAGAZINE

P228



1/1 REAL SCALE COMPLETED HIGH GRADE TYPE AIR SOFT GUN

INSTRUCTION MANUAL

This product is developed for the users more than 14 years old and enjoying sports shooting. Be well aware of gun character and instruction, you can have a joyful and safe experience of sports shooting. Please pay extra attention to the environment surrounds the playing field. The producer will not hold any responsibility for any accident or malfunction caused by the improper handling, illegal conversion, alteration and disassembling of this product. "AIR HAND TOY GUN". Please read through this operation manual carefully before using.

使用說明書

本產品係爲了享受射擊運動之樂趣所開發的商品，限14歲以上的消費者始能使用。熟悉本槍的特性及詳讀使用說明書後才使用，就可體驗愉快而安全的射擊運動。對於使用方法不正確或因爲改造所發生的故障及事故，本製造廠商概不負責。請務必仔細閱讀本說明書，充分瞭解後再使用。

WARNING

- Do not look into muzzle.
- Use only specified bullets.
- Do not play under 14 years of old.



- 不要窺視槍口。
- 使用規定子彈。
- 未滿14歲不可使用。

特別注意

- Must keep the safety lever at locked position except it is ready for shooting.



- 只有射擊時，才能打開保險。

- Do not aim at any people or animals.




- 不要把槍口向人或生物。

- Please make sure that there is not any human or animal in your shooting direction and do not put your fingers on the trigger except shooting.



- 當準備射擊時，請確定前面無人或動物並請注意只有在射擊時，才能將手指放在扳機上。

- Do not shoot at any hard surface to avoid rebounding.



- 不要射擊堅硬物體，以免反彈危險。

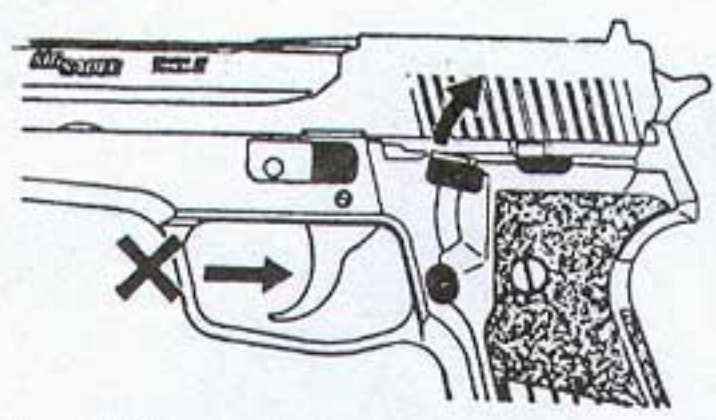
- When not in use, do not pull back avoid causing spring elasticity weakened.



- 不使用時，不要上膛，以免彈簧失效無法射擊。

1 HOW TO USE SAFETY LEVER

保險桿的使用




- Do not pull trigger when safety lever is on lock position, improper use could cause damage.
- 保險桿在上方時，絕不可勉強扣板機，否則會產生故障。

- When safety lever is on unlock position, it is ready for pulling trigger to fire.
- 保險桿在下方時，則可以扣板機。

2 HOW TO PUT BULLETS INTO MAGAZINE

子彈與彈匣填裝

Maximum 24 shots.
最多裝入 24 顆。



Magazine catch
彈匣卡榫

Magazine
彈匣

"kya"

- Press the magazine catch for unloading the magazine.
- 按下彈匣卡榫，將彈匣從槍身取出。

- Push magazine back into the gun after loading bullets until heard "Kya".
- 彈匣推入槍身到發出卡住的聲響為止。

3 HOW TO USE 操作要領

- 1. Push down safety lever to fire.
- 保險桿往下推。

- 2. Pull back the slider until heard "Kya" on its lock position and release as shown.
- 如圖示，用左手食指及拇指將滑套用力往後拉，直到發出卡住的聲響為止。

- 3. Pull trigger to fire.
- 扣板機。

- 4. Repeat 2 and 3 for continuous shots.
- 重覆 2 跟 3 的動作可以連續射擊。

