

6mm BB BULLETS ONLY
REPLICA MAGAZINE



MADE IN TAIWAN

UA-956

INSTRUCTIONS

This product is developed for the user more than 14 years old and enjoying sports shooting. Be well aware of gun character and instruction, you can have a joyful and safe experience of sports shooting. Please pay extra attention to the environment surrounds the playing field. The producer will not hold any responsibility for any accident or malfunction caused by the improper handling, illegal conversion, alteration and disassembling of this product. Please read through this operation manual carefully before using.

SAFETY DEVICE

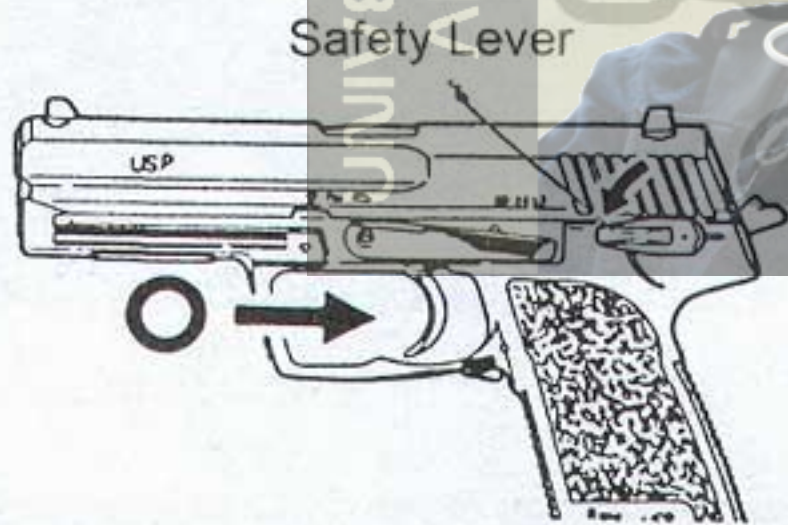
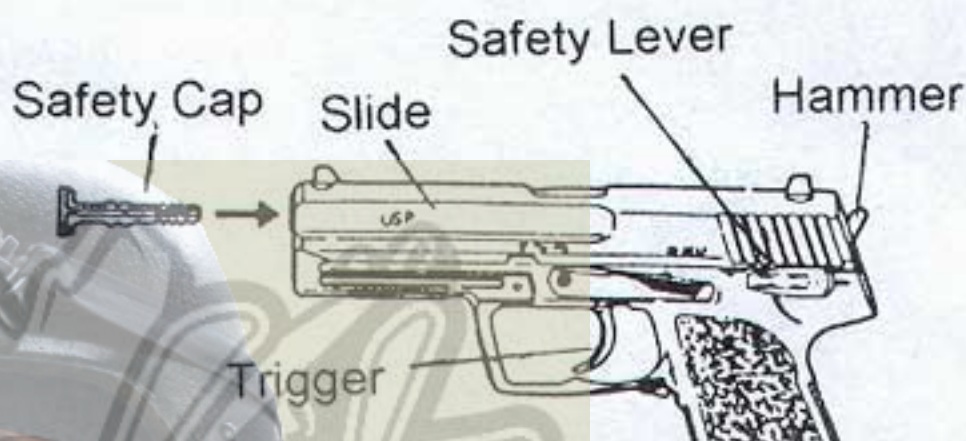
Press down the hammer first, than push up the safety lever for safe engaged.

(It could cause damage when the step does not follow.)

Safety lever push up
Hammer press down



TERMINOLOGY



When safety lever on off position as shown, it's ready to pull trigger for firing.



Don't pull trigger when safety lever on up position as shown

LOADING BULLETS



Press the magazine catch to release the magazine.

(Maximum 25 shots)



Magazine



Push magazine back into the gun body after loading to fix it when heard "Kya".

HOW TO OPERATE

CAUTION : Avoiding to hurt the hand for the shape of slide.

1 Remove the safety cap.



2 Pull the slide backward until heard "Kya" to the ending and release as shown.



Barrel

Safety Cap


Hold the slide as shown

Referring the following figures of pulling backward the slide.

Do not touch the trigger.


CAUTION : Pull the slide backward to the ending, repeat to push the slide will cause more than one pellet up to the barrel and draping form the barrel.

3 Pull trigger to fire.




4 Repeat **2** and **3** for continual shots.

Holding the front of slide.



Holding the end of slide.



Do not pull the trigger when the slide dose not return, it could cause damage of cylinder and trigger.

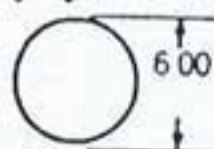
PLEASE ALWAYS PUT ON THE SAFETY CAP UNLESS PREPARED TO FIRE.

CAUTION : Do not push back the slide unless prepared to fire, this could cause damage to the air spring.


NEVER USE THE BB BULLETS AS THE FOLLOWING CONDITIONS TO KEEP THE ACCURATE SHOOTING FLAWLESSLY.

NEVER PULL THE TRIGGER WHEN THE SAFETY DEVICE IS ENGAGED, IT CAUSED BREAK OF TRIGGER.


X Bullet diameter size is over 6mm.



X Bullet is burs.



X Bullet center is not coincided.



X Reuse of dirty bullet.

