

This Manual is Intended for Airsoft Operator Use Only

1911 TACTICAL CUSTOM

Classic is destined for greatness



1911



VFC Utility Patented

Gas Blowback Pistol, Cal. 6mm

TACTICAL CUSTOM

OPERATOR'S MANUAL



VFC Utility Patented

Caution / Warning

- Always wear eye protective gear.
- Never shoot the gun at places where people and cars pass cross.
- Never aim or shoot a person or animal as a target.
- Never look into the gun muzzle.
- Always direct the muzzle towards a safe direction.
- Avoid pulling the trigger carelessly.
- Please put away from your fingers from the trigger, except when you are ready to shoot a target.
- Always put the gun in a case or bag when you are carrying it.
- Keep out of reach of children.

注意事項/警告

- 始終佩戴護目鏡。
- 切勿在有人和汽車通過的地方開槍。
- 切勿將人或動物作為目標瞄準或射擊。
- 切勿直視槍口。
- 始終將槍口指向安全的方向。
- 避免不小心拉動扳機。
- 除準備射擊目標外，請不要將手指放在扳機上。
- 攜帶槍支時，請務必將其放在箱子或袋子中。
- 請將本品放在兒童不能接觸的地方。

Specification / 產品諸元

1911 Tactical Custom

- Over all / 全槍長度: 224 mm
- Inner Barrel / 內管長度: 112 mm
- Weight / 重量: 840g
- Bullet / 彈種: 5.95 mm BBs
- Capacity / 填彈數: 20 Rds
- Energy / 動能: Max 1.1 Joule

Table of Contents / 目錄

Paragraph Number / Title 段落編號 / 標題	Page Number 頁數
---------------------------------------	-------------------

Chapter 1 - Introduction / 章節1-簡介

1-0	Caution and Warning / 注意事項與警告	01
1-1	Component Name / 組件名稱	03
1-2	Optional Parts Install / 可選配件	04

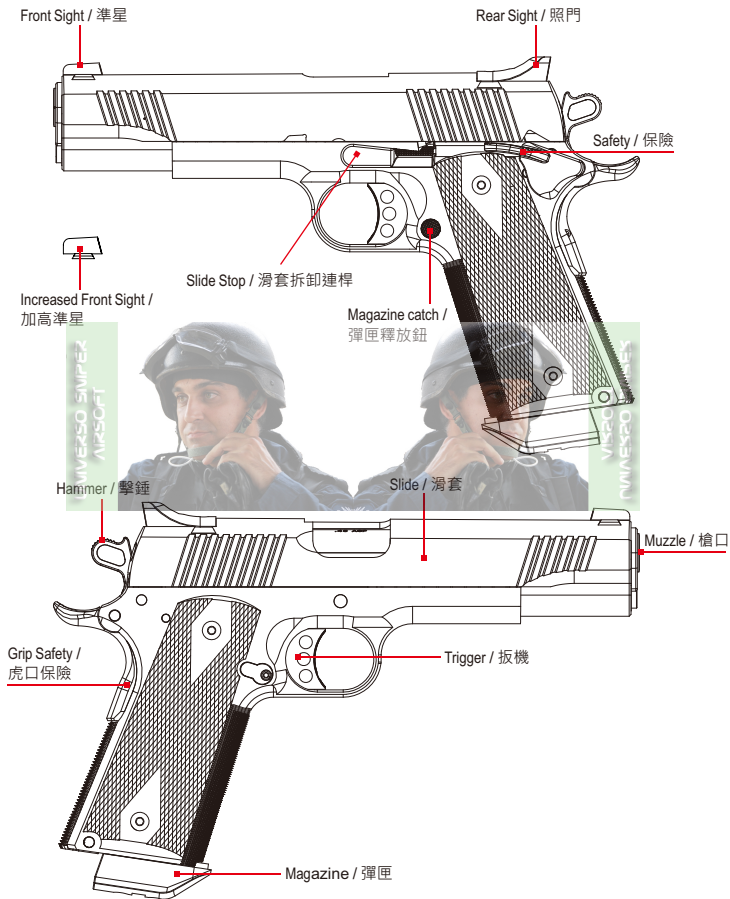
Chapter 2 - Operating Instructions / 章節2-使用說明

2-1	Charging Of Gas / 填充瓦斯	06
2-2	Discharging Of Gas / 釋放瓦斯	07
2-3	Loading The Magazine / 裝填BB彈	08
2-4	Adjustable Shoot Up / HOP-UP彈道調整	09
2-5	Sights / 瞄準	10
2-6	Safety Setting / 保險	11
2-7	Shooting / 射擊	12

Chapter 3 - Maintenance / 章節3-保養

3-1	Cleaning and Maintenance / 清潔與保養	14
3-2	Trouble Clinic / 故障排除	15

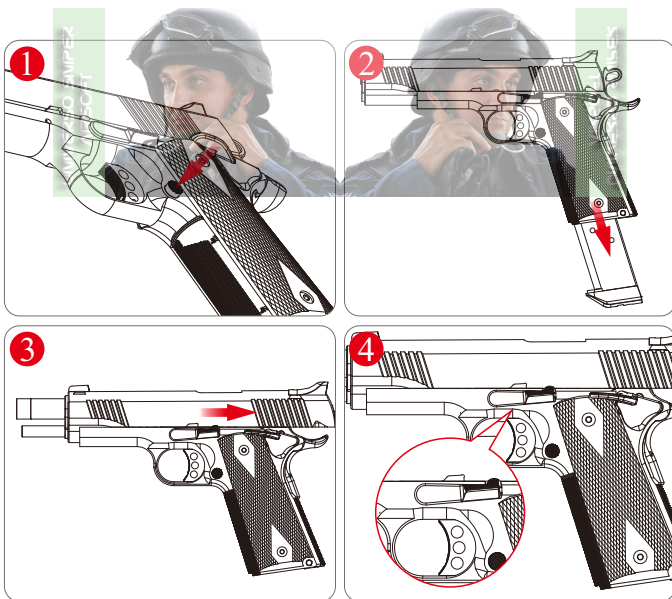
1-1 Component Name / 組件名稱



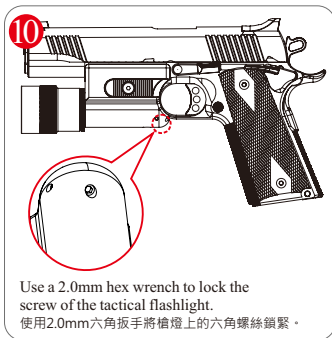
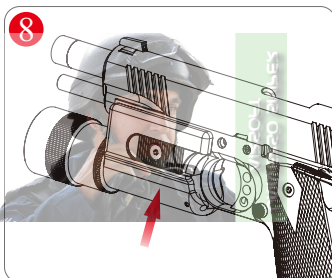
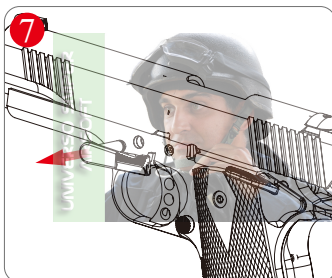

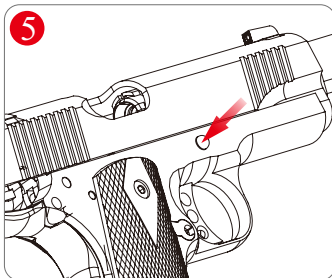
1-2 Optional Parts Install / 可選配件



VF9-VLT-V1911-BK01
V1911 Tactical Illuminator for Marui

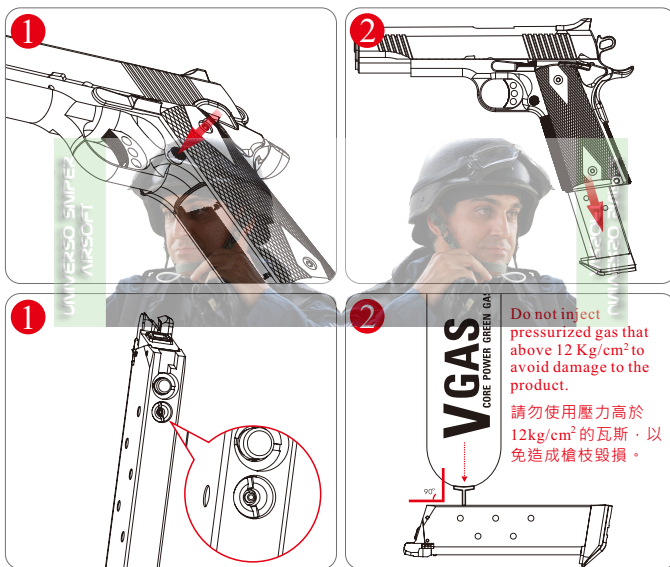


1-2 Optional Parts Install / 可選配件



2-1 Charging Of Gas / 填充瓦斯

- Keep hands and face at a safe distance from the escaping gas.
注意洩漏的瓦斯，避免肢體和臉部過於靠近。
- Escaping gas may cause icing.
洩漏的瓦斯可能會導致結霜。
- Gas may explode if exposed to temperatures exceeding 50 °C.
如果暴露在超過攝氏50度的溫度下，可能導致瓦斯氣體過度膨脹或爆炸。
- Do not smoke, keep away from naked flames. The gas is highly inflammable.
瓦斯屬於高度易燃物質，填充瓦斯時，請勿吸菸並遠離火源及高溫處。



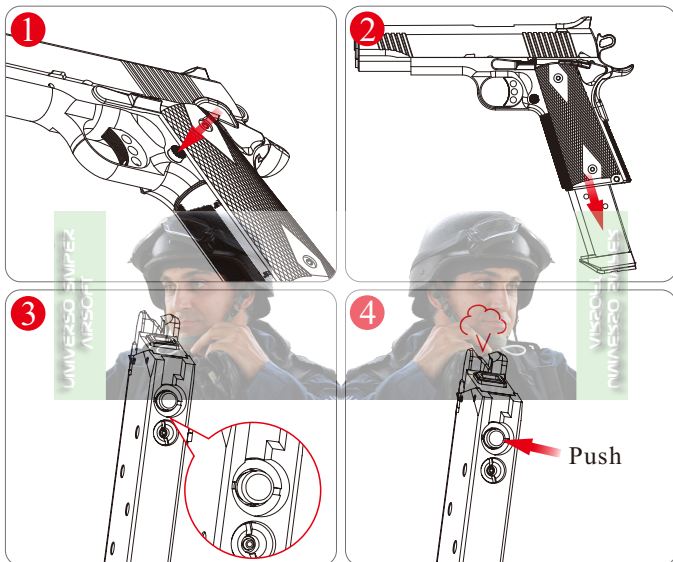
Keep the magazine with gas tank tilted. Attach the gas flask vertically to the charging port of the magazine. Press the flask against the port. The magazine is fully charged when you observe a discharge of gas from the port.

保持彈匣灌氣口與瓦斯罐接嘴的垂直；並將瓦斯罐接嘴對準並接上彈匣灌氣口，用力壓下開始填充；填充完成時彈匣灌氣口將會有些微瓦斯氣體溢出，此時將接嘴拔出灌氣口即完成瓦斯填充。

2-2 Discharging Of Gas / 釋放瓦斯

Hold the magazine at its bottom. Press the valve. Residual gas may now be discharged.


握住彈匣並按下氣閥釋放鈕，瓦斯將從彈匣頂端釋放噴出。








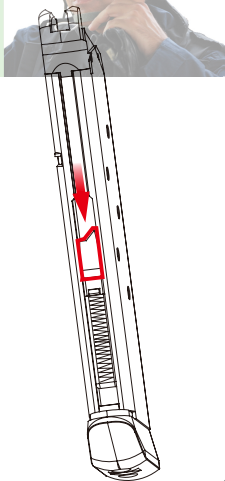
2-3 Loading The Magazine / 裝填BB彈

Always use the quality BBs for this airsoft gun. we will not be held responsible for any damage and accidents arising from using of bad quality BBs.

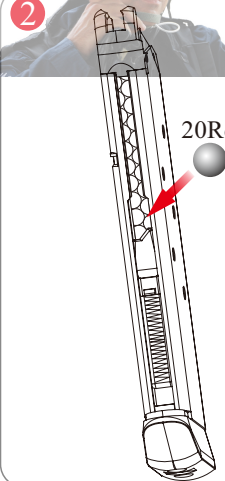
請使用原廠或品質良好的BB彈。若因使用劣質的BB彈造成玩具槍毀損，本公司不負相關保固之責任。

 **Never use the following BBs :**
若BB彈出現以下狀況，請勿使用：

 Diameter Larger Than 6mm 直徑大於6mm	 Both Halves Not Aligned 有機線痕跡
 No True Round Bbs 非真圓	 With Flash 有裂紋或破損
 Used Or Soiled 已使用過或表面髒污	



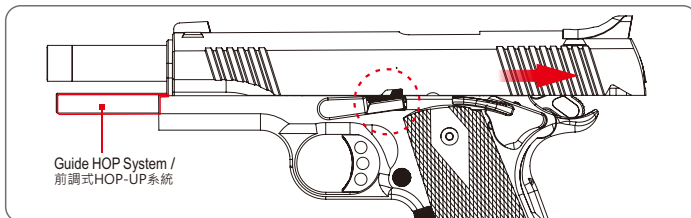
1



2

20Rds

2-4 Adjustable Shoot Up / HOP-UP彈道調整








GuideHOP

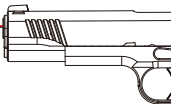
The 1911 Tactical Custom Gas Pistol adopts VFC's new patented "GuideHOP" adjustment design. You can just rotate the spring guide directly for hop adjustment without any tool. This kind of design makes you can adjust it anytime, anywhere, quickly and easily without any disassembly.

1911 Tactical Custom採用VFC最新專利的"GuideHOP"彈道調整設計。無需任何工具，只要直接旋轉複進簧導桿即可進行彈道調整。您可以隨時隨地、快速方便的調整，無需任何拆解，大大減少因拆解所造成的不便與毀損。

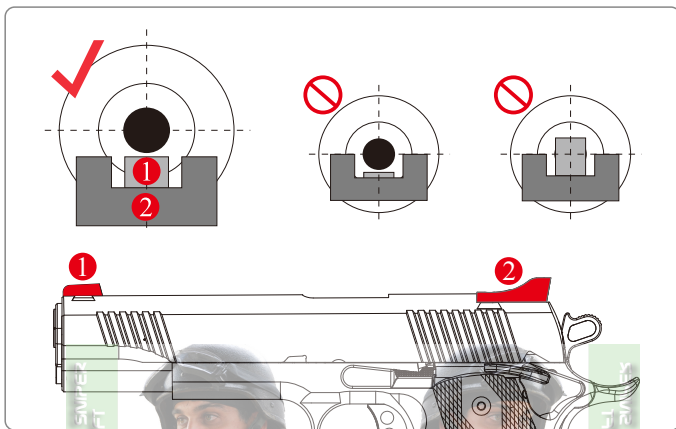
 **+** Too much hop-up / 調整過度

Best position / 最佳彈道 

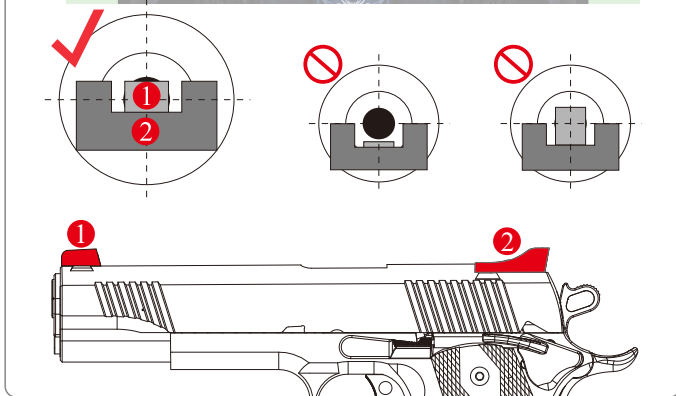
 **-** Not enough hop-up / 調整不足



2-5 Sights / 瞄準



You can use the bonus increased front sight to adjust the way of aiming.
另附加高準星，請依照使用者習慣與彈道來做調整。



2-7 Shooting / 射擊

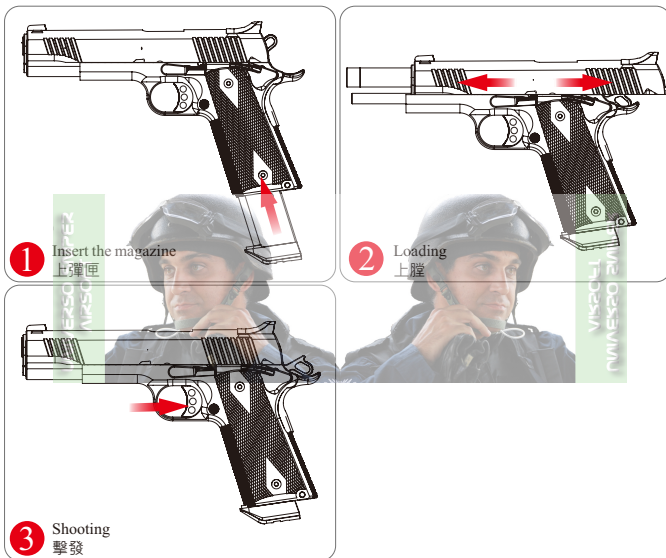
Only handle your gun in it's safe condition.

僅在安全條件下操作槍支。

Always make sure that the muzzle points in a safe dircetion.

始終確保槍口指向安全方向。

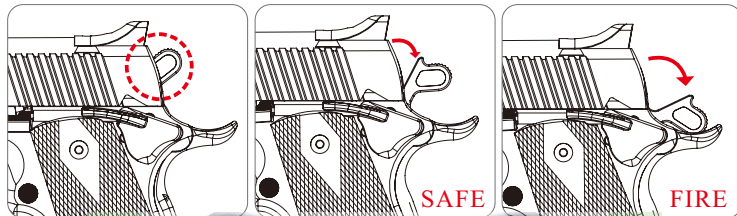
Shooting / 射擊



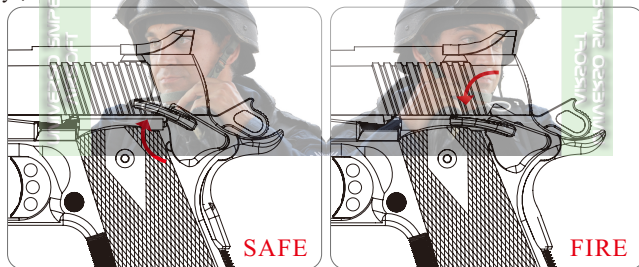
2-6 Safety Setting / 保險

- Only handle your gun in it's safe condition.
僅在安全條件下操作槍支。
- Always make sure that the muzzle points in a safe dircetion.
始終確保槍口指向安全方向。

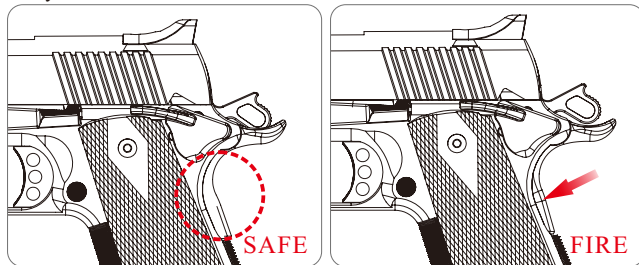
Hammer Safety / 擊錘保險



Safety / 保險



Grip Safety / 虎口保險



2-7 Shooting / 射擊

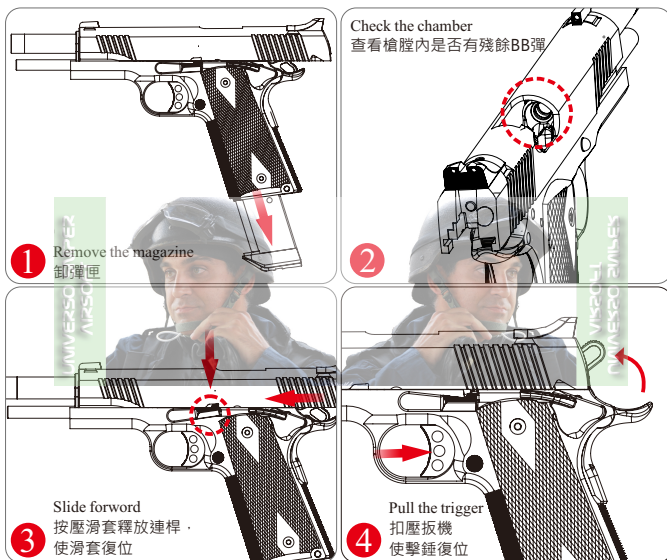
Only handle your gun in it's safe condition.

僅在安全條件下操作槍支。

Always make sure that the muzzle points in a safe dircetion.

始終確保槍口指向安全方向。

When finish the shooting / 射擊完畢



3-1 Cleaning and Maintenance / 清潔與保養

Use patch holder to clean the inner barrel.

使用通槍條清潔槍支內管。

Unload the gun before cleaning the gun.

清潔槍支前務必確認槍支沒上膛、彈匣卸下。

Do not force the rod into the barrel, as this could cause damage.

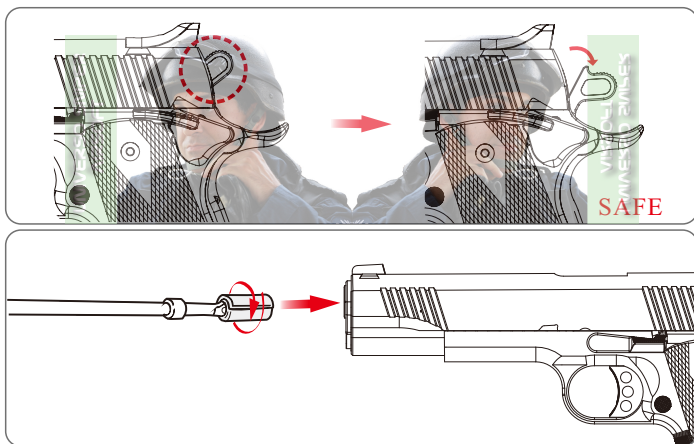
請勿將通槍條硬塞進槍管，以免造成槍支故障或損壞。

Occasionally clean the metal parts on the outside. Use a cloth which has been slightly dampened with some gun oil.

外部金屬零件只需使用些微沾濕槍油潤滑的布料擦拭即可。

Never drip silicone oil directly into the barrel.

請勿直接將槍油或保養油滴入槍管。



Put the safety on "safe". Prepare a thin rod with a length of approx. 30 cm. Attach a piece of cotton fabric to its end and clean the barrel with some silicone oil.

先將保險關閉，並準備長度約30公分的通槍條；以些微槍油潤滑乾淨的小片棉布，並纏在通槍條頂端，再插入槍管擦拭髒汗即可。

3-2 Trouble Clinic / 故障排除

	Safety activated / 保險開關位置	cock the magazine again / 彈匣安裝不正確	Magazine empty / 彈匣BB彈耗盡	Dirty barrel / 槍管髒汙	Extreme temperatures / 室溫過高或低	Wrong ammunition / 錯誤或劣質的BB彈	Ammunition badly loaded / 上彈不順或卡彈	Gas empty / 彈匣瓦斯耗盡
Faulty shooting direction 射擊表現異常								
Gun does not shoot 無法擊發								
Low shooting speed 初速過低								
PROBLEMS 問題	POSSIBLE CAUSES 可能原因							

If you have any other states, please contact with your dealer or write the E-Mail for us service@vegaforce.com.tw

如果您有其它問題，請向您購買的經銷商聯繫或寄電子郵件至我們公司信箱service@vegaforce.com.tw

V GAS

CORE POWER

PURITY QUALITY POWERFUL

LIVVE250 SMIP10
AIR250



High Quality Green Gas

For Your Gas Rifle And Pistol

100% Made in Taiwan

**1KG
PACK**

SUPREME PRECISION GRADE BBs

For Your Gas Rifle And Pistol 100% Made In Taiwan



Plastic Series

Diameter
5.95mm
± 0.01mm



BIO Series




CERTIFICATIONS:

Biodegradable Test Report ISO 14855-1 in connection with DIN EN 13432

Certified EN71 part 3:2013

Compliant with ASTM D-5400-99 "Standard Specifications for Compostable Plastics"

NOTES





VegaForce Company
www.gb-tech.com.tw

8F., No.609, Sec. 1, Wanshou Rd., Gueishan Dist.,
Taoyuan City 333, Taiwan (R.O.C.)

Phone: +886 - 2 - 8200 - 6630

Fax: +886 - 2 - 8200 - 6631

e-Mail: service@vegaforce.com.tw

We reserve the right to make color and design changes and technical improvements. No responsibility is accepted for printing errors or incorrect information.

我們保留修改說明書版面及更新內容說明的權利；不承擔任何對於印刷產異及版本修正的責任。