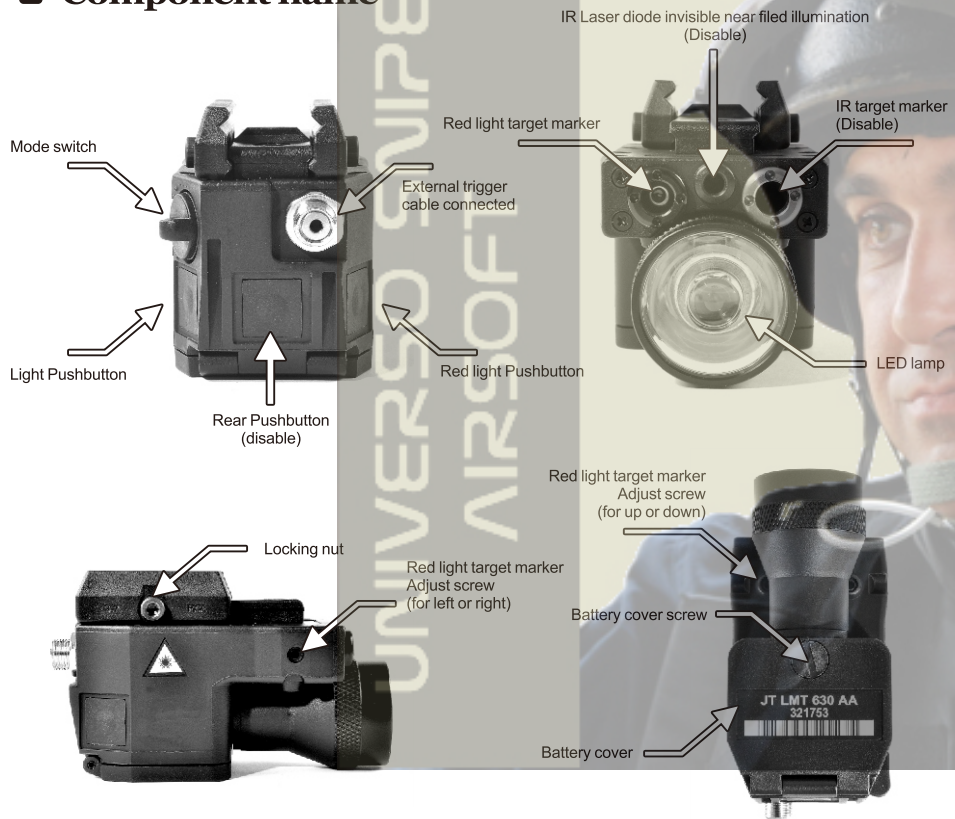




VLM01 Operator Manual

A Component name




NOTE:
Use RCR123 Battery or 16340
rechargeable battery x1

B Operator



Connect the external trigger cable.



Press right button to select red light maker on or off.
Press light switch to select light on or off.



Red light maker / Light switch "ON"
(0 = External trigger cable mode)
(VIS = Continually ON)

Red light maker / Light switch "OFF"
(0 = Disable)
(VIS = Disable)


C Warning Labels



Made in Taiwan



VLight
TACTICAL MODULE DEVICE



UNIVERSO SNIPER
VIRSOFT



CAUTION & WARNING

- Do not look steadily at laser or LED light.
- Do not use the laser or light illuminate the people or animal's eyes.
- Do not use the laser or light illuminate the moving vehicle.
- Eye damage can occur if the laser is handled carelessly.
- Always read through manual before operation.

▶ Operator Manual & Warning Labels inside



VegaForce Company
<http://www.gb-tech.com.tw>



VLight
TACTICAL MODULE DEVICE

