

Xcortech XT301 Compact Airsoft Tracer Unit

Manual

Setup process

LED meaning:

- Red for selection of setting mode
- Green for selection of mode parameter

Example:

- Red Red = Red LED blink twice, go for APO setting
- Green Green Green = Green LED blink 3 times.

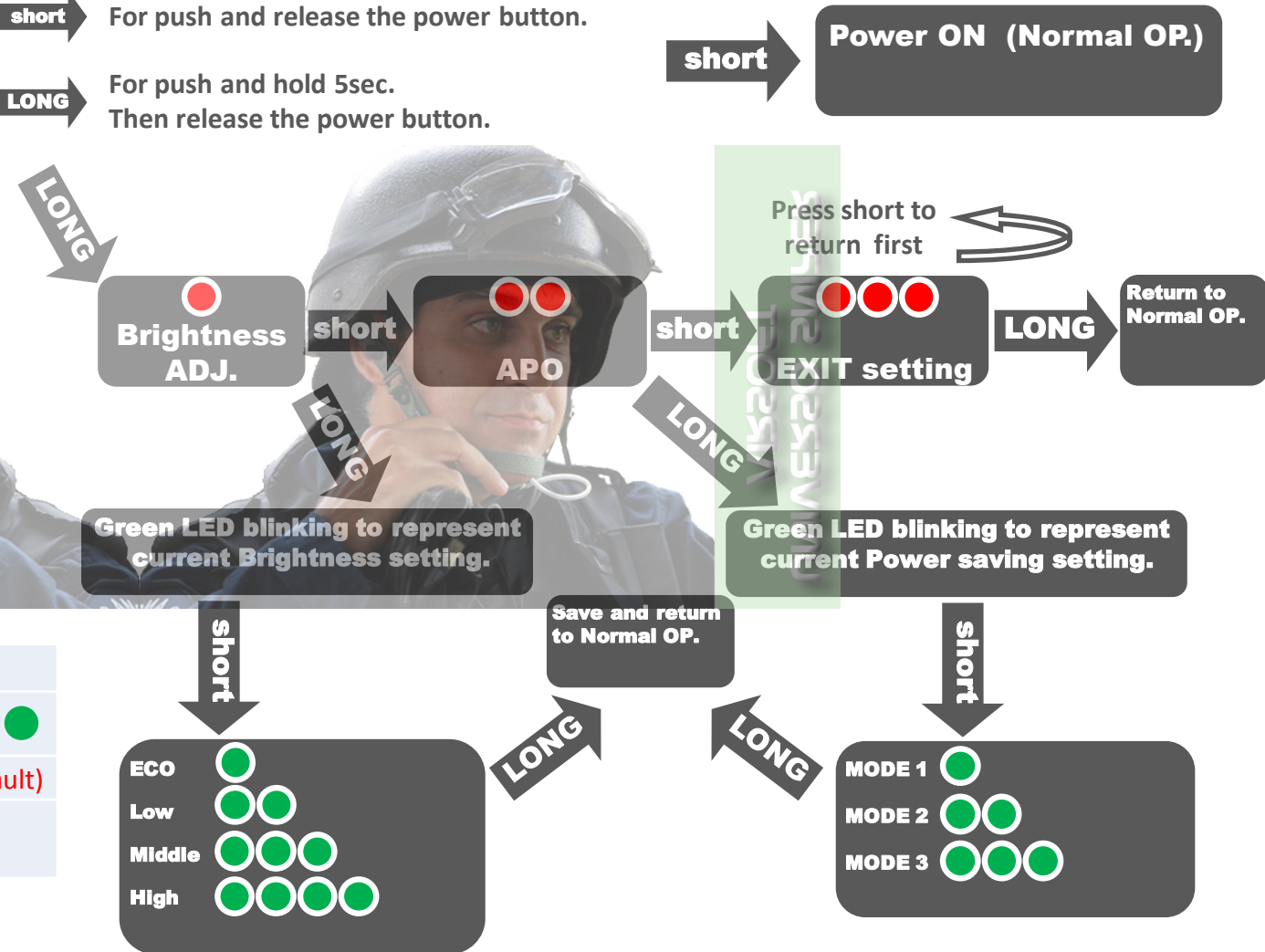
Setting mode (Red)

| LED color | Blink times | Mode name | Parameter of mode |
|-----------|-------------|----------------------|---------------------------------|
| Red | ● | Brightness | 4 Level. ECO, Low, Middle, High |
| Red | ●● | Auto Power Off (APO) | There are 3 Modes |
| Red | ●●● | Exit setting | |

Adjust parameter (Green)

| Parameter | ● | ●● | ●●● | ●●●● |
|----------------|------------------|--------|--------|----------------|
| Brightness | ECO | Low | Middle | High (Default) |
| Auto Power Off | MODE 1 (Default) | MODE 2 | MODE 3 | - |

- short** → For push and release the power button.
- LONG** → For push and hold 5sec. Then release the power button.



Xcortech XT301 Compact Airsoft Tracer Unit Manual

● Detail of Auto Power Off (APO)

| Power Control | Power Off by | Power On by |
|--|--|--|
| APO Mode | | |
| Mode 1: Timer + Motion (Sensor) (Default) | No motion in 110 sec or Press PWR button | Any motion * or Press PWR button |
| Mode 2: Timer | No shot in 15 mins or Press PWR button | Press PWR button |
| Mode 3: Always On | Press PWR button | Press PWR button |

In any mode above, If there is no motion in 100 sec, XT301 will into power saving status.
(by inhibit something in circuit)

Any Motion will leave power saving status automatically.

* If last time is press button to power off. Any motion will **NOT** Power On XT301.

● LED indicator

After power on, LED will blink several times every 4 sec.
LED blink times represent current APO mode.


Blink once: APO is mode 1

Blink twice: APO is mode 2

Blink 3 times: APO is mode 3

There are 4 LED colors to represent battery condition.

 Good

 Don't worry

 A little concern

 Empty

When charging in progress, Red LED breathing light will shown.
After charging is completed, the green LED will light.

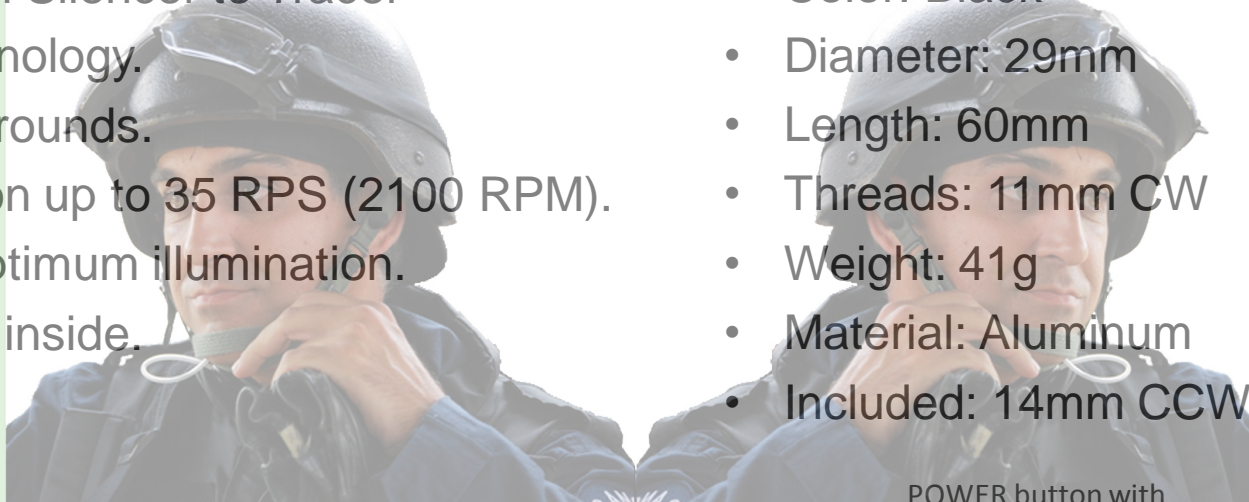
Xcortech XT301 Compact Airsoft Tracer Unit Manual

Feature

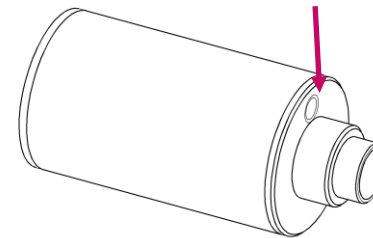
- Can be upgrade your own Silencer to Tracer
- High power UV LED technology.
- Battery last up to 20,000 rounds.
- Can sustain tracer function up to 35 RPS (2100 RPM).
- 2 side light sources for optimum illumination.
- Integrated Motion sensor inside.
- Built-in Lithium battery.
- Battery level indicator.
- Automatic power on / power off control by Motion sensor.
- USB Charging ready.
- For use with GREEN glow in the dark BBs only.
- Quick Charge: Charge 5 Mins for 1000 rounds.
- When no longer to use it, charge battery every 2 months.

Specification

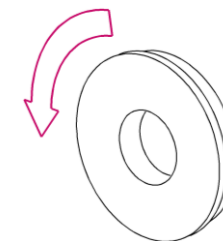
- Color: Black
- Diameter: 29mm
- Length: 60mm
- Threads: 11mm CW
- Weight: 41g
- Material: Aluminum
- Included: 14mm CCW Thread Adapter



POWER button with
LED indicator



Rotate CCW to
loosen front cover
Charge connector



Micro USB
Charge connector

