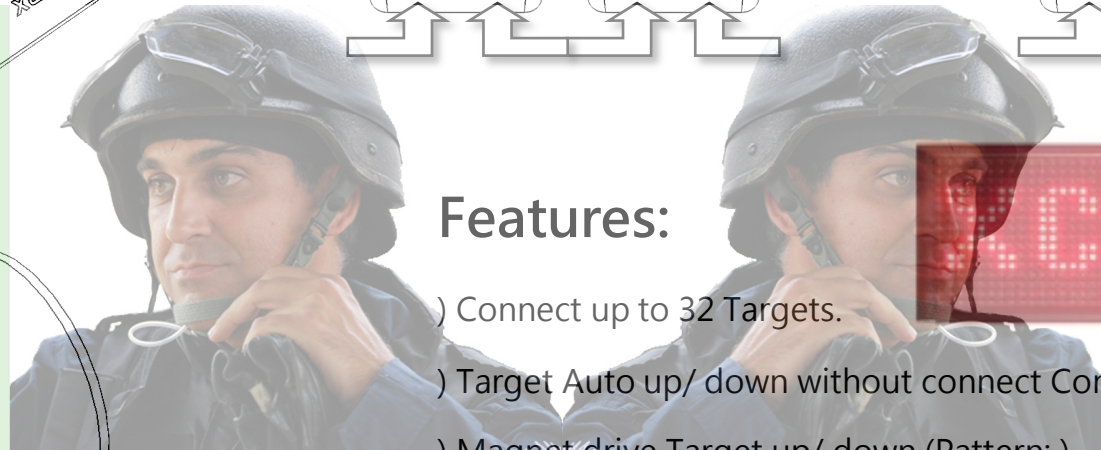
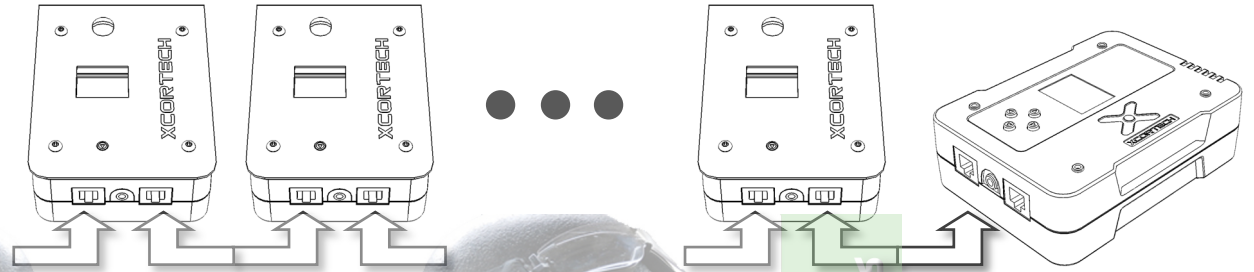
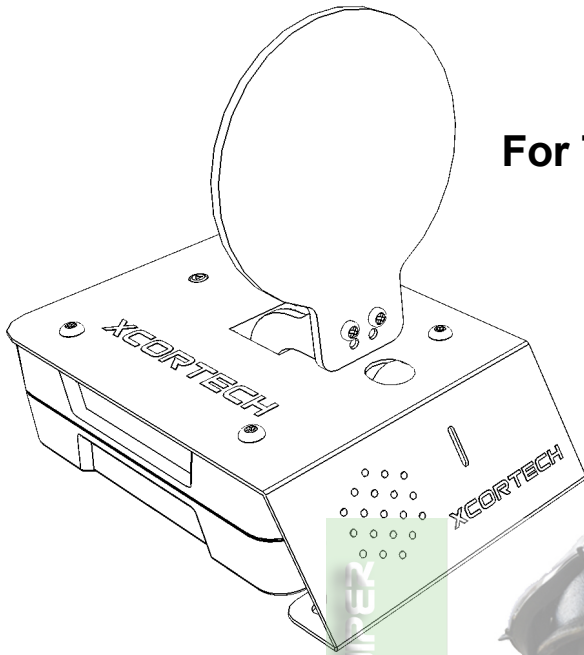


XCORTECH

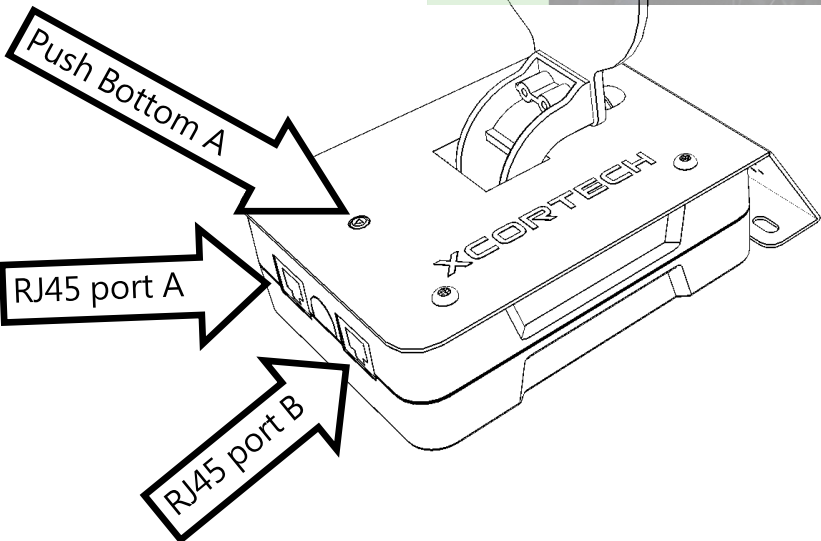
XTS105 Auto Target System

For Target System connect without Control unit



Features:

-) Connect up to 32 Targets.
-) Target Auto up/ down without connect Control unit.
-) Magnet drive Target up/ down (Pattern:).
-) Standard (EIA 568B) cable connect (RJ45 Cable same as PC Cable).
-) Control unit (option) · there are 4 games and operation setting.
-) LED Display 64*16cm (option).
-) Start Switch (option).



XCORTECH

XTS105 Auto Target System

12 Target System connection

**** One of PDU can supply over 12 Targets. EX: 32 Targets need 3 PDU.**



PDU: Power Distribution Unit

Note:

-) Connect up to 32 Targets for Each Target System.
-) Only one Control unit can be connected for Each Target System.
-) Max 2 M cable length between targets or need to add PDU.
-) Max 20 M for total cable length or need to add PDU.
-) Power Input for Target system : DC 9~24V
(Suggestion DC 24V 5A for 12 targets)

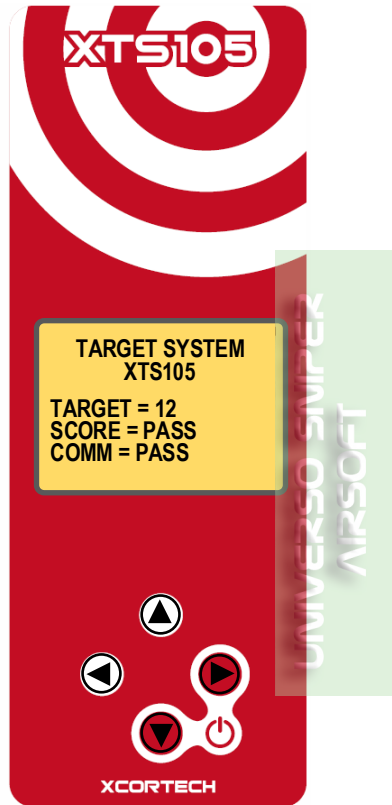
** If end of Targets not go up at the same time that maybe low power supply need to add PDU and Power.

XCORTECH

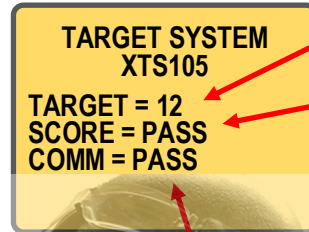
XTS105 Auto Target System

For Target System connect with Control unit

1. Power On and Off



2. Target information Screen #1



Total Targets No.

SCORE: LED Display Communication Status

PASS=LED Board Communication Pass

ERR1=No Response

Ex: LED board Disconnect

ERR2= Unknown Device

COMM: Targets Communication status

PASS= Total Targets communication Pass

ERR1= one or more targets communication error

Ex: Disconnect target cable ...

ERR2= Unknown Device

Ex: Add new Target(s)



Error3= No Any Targets

Solve: To do "Auto Address" again

Power On:

Push  or 

Power Off:

Push  and  both key

XCORTECH

XTS105 Auto Target System

For Target System connect with Control unit

Target information Screen #1

TARGET SYSTEM
XTS105

TARGET = 12
SCORE = PASS
COMM = PASS

Push  Start the Game

Push  Cancel the Game

TIME : Total Time
HIT : (How many hits)
SCORE : (Total: 1000)
EX: If 12 Targets in the system.
RN(round)=3, Total raise targets is 36 (3*12)
If hit 9 Tragets · Score is 1000x(9/36)=250

WHACK A MOLE
LV=1 RN=3

TIME=
HIT=
SCORE=

HIT : Hit green targets
MISS : Miss total green target
BAD : Hit red targets
SCORE : (Total: 1000)
EX: If 12 Targets in the system.
RN(Round)=2 · H(Hostage)=4 ·
Total raise targets is 36 (3*12) · Green target raise 24-4=20

RESCUE
LV=1 RN=2 H=4

HIT=
MISS=
BAD=
SCORE=

Hit: Hit a green target 1000/20=50 score
Miss: Miss a green target -1000/20=-50 score
Bad : Hit a red target -50*2=-100 score
EX: Hit 9 green targets, Hit a red target (Miss), Miss=11 (20-9)
Total score: 50x9 - 100x1 - 50x11 = -200 分

COMPETE
LV=1 RN=1

TIME=
HIT=
MISS=

LV =LEVEL RN=ROUND

DEMO DANCE

TIME : Total time
HIT : (How many hits)
MISS : (How many miss)



Game Running Screen #2.1

SHOT TIMER
RN=1

TIME=



Other Game

#2.2

#2.3

#2.4

#2.5

UNIVERSO SNIPER
UNIVERSO SNIPER

UNIVERSO SNIPER
UNIVERSO SNIPER


XCORTECH


XTS105 Auto Target System

For Target System connect with Control unit

GAME
AUTO ADDR
WHO IS
CFG TARGET
SOUND / LED

>SHOT TIMER
WHACK A MOLE
RESCUE
COMPETE
DEMO DANCE

Push  selected the game

Push  again for setting he game

">"
Selected

SHOT TIMER
ROUND= 2

SHOT TIMER:

ROUND :

Ex: If the system have 12 targets.

Set ROUND=2 °

That will raise $12 \times 2 = 24$ targets

WHACK A MOLE
LEVEL 1
ROUND 3

WHACK A MOLE:

LEVEL :

Lower level is easy mode.

Bigger level is difficult mode.

RESCUE
LEVEL 1
ROUND 3
HOSTAGE 2

RESCUE:


Shoot green target

Don' t shoot the red target.

COMPETE
LEVEL 1
ROUND 3

COMPETE:

Only raise a target for each time.

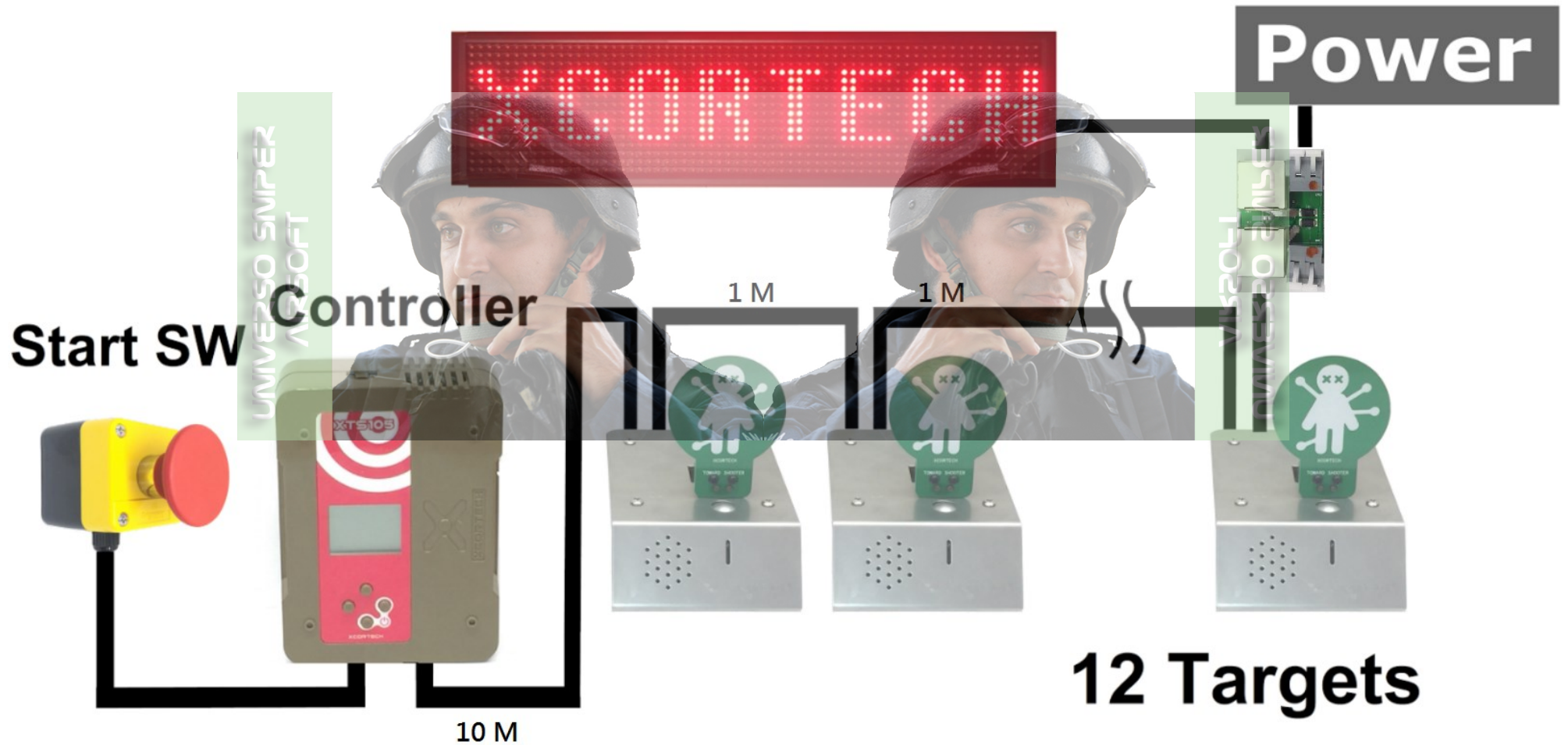


XCORTECH

XTS105 Auto Target System

For Target System connect with Control unit

Auto Target system install instruction



** Controller need to connect to last unit from power

** PDU need to connect to Target and LED Display

XCORTECH

XTS105 Auto Target System

For Target System connect with Control unit

Auto Target system Operation instruction

Quick Strat YouTube Search: XTS105

Xcortech XTS105 Auto target install 1

<https://youtu.be/hamUhHuvyRs>

Xcortech XTS105 Auto target setup 2

https://youtu.be/s3Ha9wz_rQI

Xcortech XTS105 Auto Target Game Operation 3

<https://youtu.be/anScjxY2FXg>

Manual Download: <http://www.xcortech.com.tw/>

